

Year 5 Home Booklet 4


Monday

<p>Spelling</p>	<p>Write your spelling words in your book and discuss the meaning of the words with someone.</p>		
<p>Week 4 - Revision of plurals</p>			
<p>Red</p>	<p>Orange</p>	<p>Green</p>	
<p>leaves</p>	<p>lives</p>	<p>banjos</p>	
<p>knives</p>	<p>thieves</p>	<p>potatoes</p>	
<p>loaves</p>	<p>calves</p>	<p>tomatoes</p>	
<p>halves</p>	<p>hooves</p>	<p>mosquitoes</p>	
<p>shelves</p>	<p>heroes</p>	<p>mangoes</p>	
<p>trays</p>	<p>echoes</p>	<p>supplies</p>	
<p>holidays</p>	<p>libraries</p>	<p>properties</p>	
<p>puppies</p>	<p>memories</p>	<p>varieties</p>	
<p>Sentence of the day</p>	<p>SENTENCE OF THE DAY <i>Week Four</i></p> <p>Learning Intention: Write a paragraph based on given prompt.</p> <p><i>A paragraph is a series of sentences that are organized and coherent, and are all related to a single topic. Almost every piece of writing you do that is longer than a few sentences should be organized into paragraphs.</i></p> <p><i>This week you will be writing paragraphs based on given prompts. Make sure your paragraphs have at least 4 sentences.</i></p> <p>Monday</p> <p>Write a paragraph based on the following prompt: The nicest flavour of all is.....</p>		

Writing

He held them with his mind.
He controlled them.

The chairs swirled around him, dancing as if held by invisible strings. He practised on chairs, however his powers allowed him to manipulate things far more complex than that...



If this is your sizzling start, can you write a story about the man who can perform magic?

Create your planning page for this narrative. Draw your planning page in your book. (You will begin to write your narrative on Wednesday).



Reading

Read for at least 20 mins a book of your choice

After reading:

Complete one of the following sentences about what you have just read:

Question: "I wonder if..." or "what if..."

Connection: "This reminds me of..."

Opinion: "I think..."

Reaction: "WOW, I didn't know that..."

Comprehension



Answer these questions in your book.

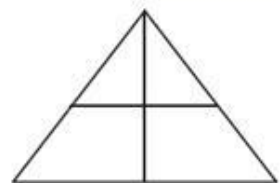
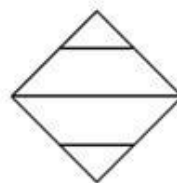
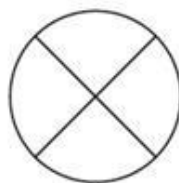
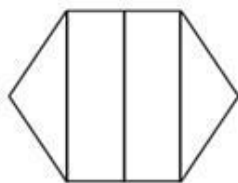
1. Why do you think the man practices his magic using chairs?
2. What other magic do you think the man possesses?
3. Why do you think he is in a field?
4. What do you think his home is like?
5. If you could perform magic, what power/ability would you most like to have?

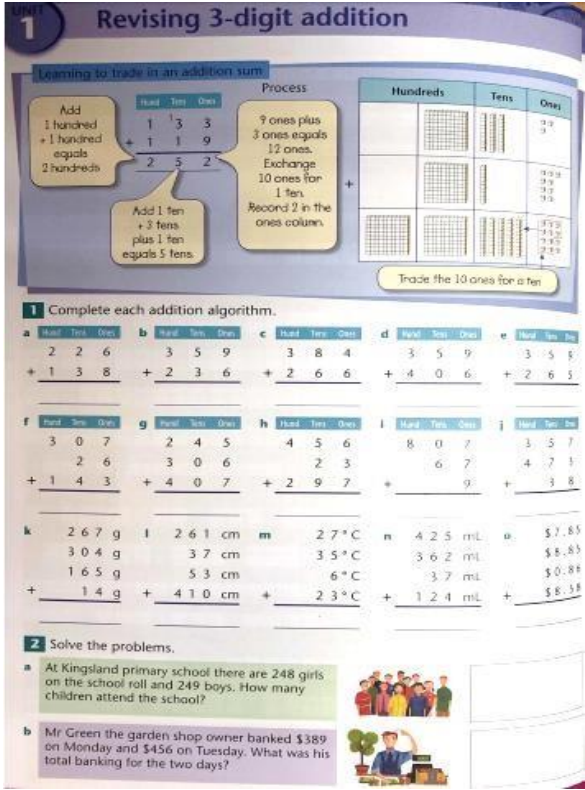
Think about an amazing magic trick you have seen or heard about. Maybe you could learn one, or perform one in front of your class! Could you then draw a picture of the trick? You could even write some instructions telling someone how to do it!

Problem Solving

Which shape has been cut into quarters?

Shade one bubble.



<p>Maths</p>	<p>Complete these additions in your work book</p> 
<p>Science 2 weeks</p>	<p>Bushfires The science activities will be completed over this week and next week. Complete questions 1-3 in your books</p>
<p>Other</p>	<p>Draw a picture and then cut it into pieces to create a jigsaw puzzle. Share it with a family member.</p> <p style="text-align: center;">OR Make breakfast for the family.</p>

Tuesday

<p>Spelling</p>	<p>Write 3-5 spelling words in a sentence in your book.</p>
<p>Sentence of the day</p>	<p>Learning Intention: Write a paragraph based on a given prompt. Prompt: <u>Start a paragraph with:</u> <i>One food I'll never eat is... because...</i></p>
<p>Writing</p>	<p>ANZAC Day was held on the 25th April.</p> <p>Write a show don't tell piece of writing from the perspective of someone on the battlefield. Think about who you are, are you a soldier? Are you a leader of the army? Are you a nurse or a doctor?</p> <p>Complete this in your workbook.</p>

Reading

Read for at least 20 mins a book of your choice

After reading:
 Complete one of the following sentences about what you have just read:
Question: "I wonder if..." or "what if..."
Connection: "This reminds me of..."
Opinion: "I think..."
Reaction: "WOW, I didn't know that..."

Comprehension

See attached comprehension pack 'Recycle Week'. Complete comprehension questions in your workbook.

Problem Solving

Which position is closest to $\frac{1}{3}$ on this number line?

Maths

In your book write the heading 'Fractions' and answer the questions

Thirds, sixths and twelfths UNIT 2

The numerator shows us how many parts out of the whole (the fractional part).
 The denominator shows us how many parts are in the whole.

5 What fraction of each shape is shaded? The first one has been done for you.

6 Shade the fractions.

7 Shade the fraction of each group.

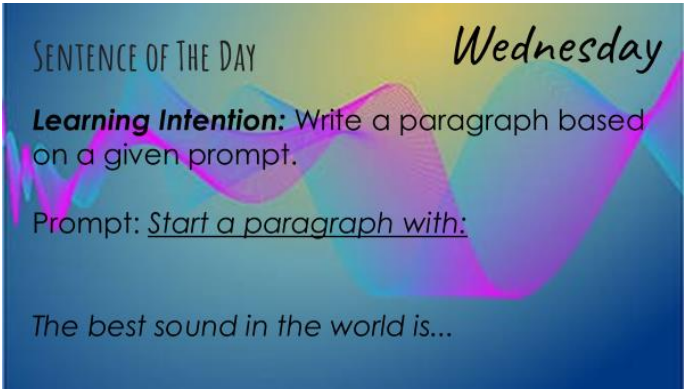
8 Label the fractions on the number line.

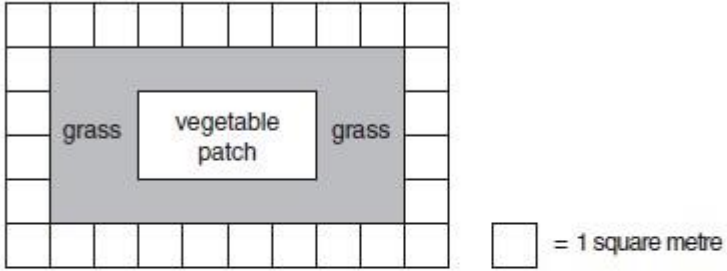
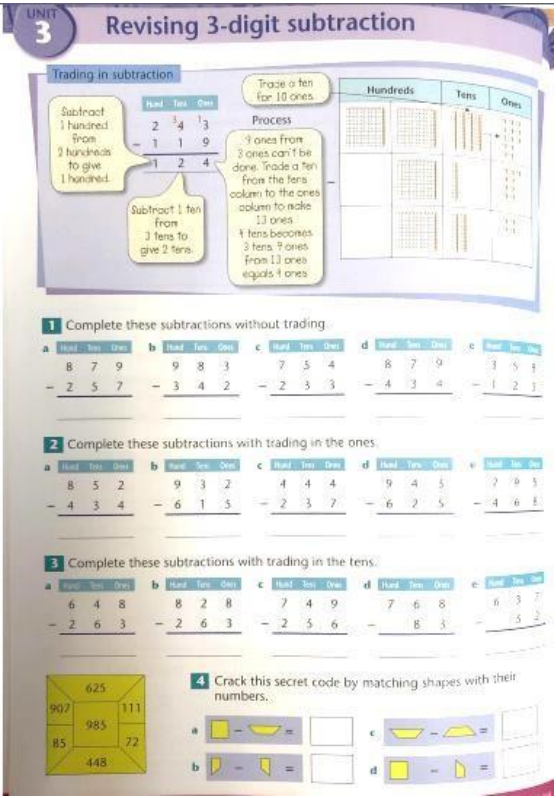
9 Which fraction is larger: $\frac{4}{6}$ or $\frac{7}{12}$?

Other

Make sandwiches for your family
 OR
 Grab a piece of paper and count how many times you can fold it. Try again and see if you can fold it more. (Hint: there are only so many times a page can be folded.)

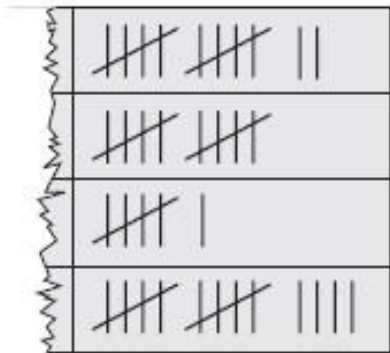
Wednesday

Spelling	Break your spelling words into syllables.
Sentence of the day	 <p>SENTENCE OF THE DAY <i>Wednesday</i></p> <p>Learning Intention: Write a paragraph based on a given prompt.</p> <p>Prompt: <u>Start a paragraph with:</u></p> <p><i>The best sound in the world is...</i></p>
Writing	Using your planning page you constructed and the sizzling start from Monday, write the Tightening Tension (pebble, rock, boulder) step of your story. Remember to use your 5 + 1 senses and figurative language to engage your reader.
Reading	Read for at least 20 mins a book of your choice. After reading: Complete one of the following sentences about what you have just read: Question: "I wonder if..." or "what if..." Connection: "This reminds me of..." Opinion: "I think..." Reaction: "WOW, I didn't know that..."
Comprehension	This is the ode we say on ANZAC Day. <i>"They shall grow not old, as we that are left grow old; Age shall not weary them, nor the years condemn. At the going down of the sun and in the morning We will remember them."</i> <ol style="list-style-type: none">1. Write the ode into your workbook2. What do you think the ode's message is?3. Do you think it is important to hold days like ANZAC Day? Why/Why not?

<p>Problem Solving</p>	<p>This is a diagram of a garden.</p>  <p>What is the area of the vegetable patch?</p> <p> <input type="radio"/> 4 square metres <input type="radio"/> 8 square metres <input type="radio"/> 16 square metres <input type="radio"/> 32 square metres </p>
<p>Maths</p>	<p>In your work book write the heading 'Subtraction' and answer the questions</p> 
<p>Other</p>	<p>Clean the windows. (Start with the lounge room.) Or Draw your family tree.</p>

Thursday

<p>Spelling</p>	<p>Create a find a word in your book. Use a 10cm by 10cm grid.</p>
<p>Sentence of the day</p>	<p>Learning Intention: Write a paragraph based on a given prompt. Prompt: Start a paragraph with: <i>I like to laugh because...</i></p>

<p>Writing</p>	<p>Using your planning page you constructed, the sizzling start, and your tightening tension, write the exciting ending and character care factor for your story. Remember to use your 5 + 1 senses and figurative language to engage your reader.</p> <p>Post a photo of your completed work to SeeSaw! We are so excited to see how hard you have been working.</p>
<p>Reading</p>	<p>Read for at least 20 mins a book of your choice</p> <p>After reading: Complete one of the following sentences about what you have just read: <u>Question:</u> "I wonder if..." or "what if..." <u>Connection:</u> "This reminds me of..." <u>Opinion:</u> "I think..." <u>Reaction:</u> "WOW, I didn't know that..."</p>
<p>Comprehension</p>	<p>See attached comprehension pack 'The Fable of the Two Doves'. Complete comprehension questions in your workbook.</p>
<p>Problem Solving</p>	<p>Asha asked her friends to choose one colour they liked. She made a tally sheet to record their answers but the colour names were torn off the sheet.</p>  <p>Asha remembered that:</p> <ul style="list-style-type: none"> • blue was the most liked colour • pink was the least liked colour • green was liked more than red. <p>How many of her friends liked red? <input data-bbox="895 1630 1126 1697" type="text"/></p>
<p>Maths</p>	<p>In your work book write the heading 'Division' and answer the questions</p>

UNIT 3

Revising division facts

5 Answer the division facts.

		÷ 3		
a	6			
	12			
	9			
	18			
	24			

		÷ 5		
b	10			
	20			
	30			
	45			
	35			

		÷ 6		
c	12			
	24			
	18			
	30			
	42			

		÷ 7		
d	14			
	28			
	21			
	35			
	49			

		÷ 8		
e	48			
	72			
	24			
	56			
	80			

6 Answer these division facts with remainders. The first one has been done for you.

a	25	÷	4	=	6	r	1
b	25	÷	6	=		r	
c	15	÷	7	=		r	
d	21	÷	4	=		r	
e	30	÷	4	=		r	
f	29	÷	5	=		r	

g	32	÷	6	=		r	
h	37	÷	7	=		r	
i	45	÷	6	=		r	
j	31	÷	7	=		r	
k	65	÷	8	=		r	
l	84	÷	9	=		r	

7 Share the bag of 33 marbles:



a	33	÷	2	=		r	
b	33	÷	4	=		r	
c	33	÷	6	=		r	
d	33	÷	5	=		r	
e	33	÷	8	=		r	

8 Make as many divisions as you can with an answer of 6.

$18 \div 3 = 6$

Other Write the rules to Rugby League if it was to be played in a swimming pool. (think of challenges and player safety.) OR Help with the cleaning after dinner.

Friday

Spelling	Get someone to test you on your spelling words, or do a look cover write check with them.
Sentence of the day	Learning Intention: Write a paragraph based on a given prompt. Prompt: Start a paragraph with: <i>My favourite season of the year is... because...</i>
Reading	Read for at least 20 mins a book of your choice After reading: Complete one of the following sentences about what you have just read: Question: "I wonder if..." or "what if..." Connection: "This reminds me of..." Opinion: "I think..." Reaction: "WOW, I didn't know that..."

Comprehension



1. Who is the girl in the picture?
2. Where has she come from?
3. What do you think she hopes will be inside the house?
4. What will she actually find inside?
5. Why is she all alone?
6. What are the golden specks of light that appear at the front of the picture?
7. How has the girl found this place?

Problem Solving

Robert recorded this data about some members of his family.

Name	Gender	Height (cm)	Age (years)	Shoe size
Ted	Male	148	10	6
Rania	Female	167	14	9
Luke	Male	175	52	10
Judy	Female	159	54	$8\frac{1}{2}$

How did Robert order his data?

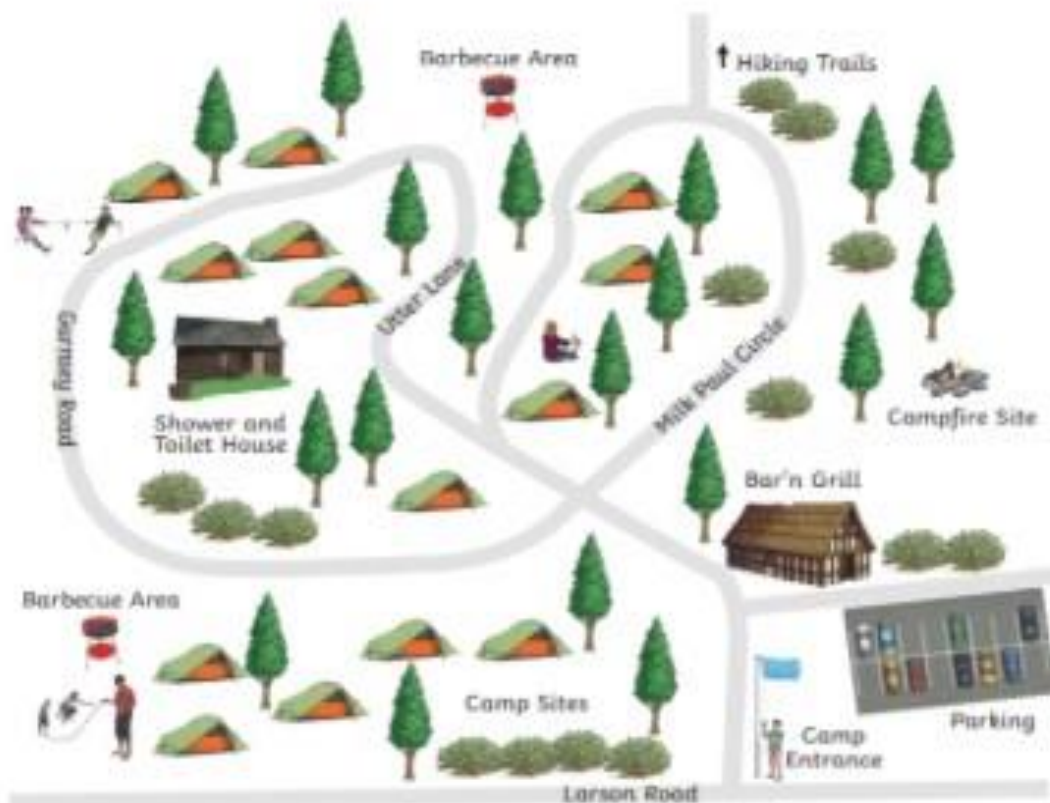
- by gender by height by age by shoe size
-

Other

Walk around your yard and write down everything that has a right angle.
OR
Using newspaper, magazines or wrapping paper to create a collage of a mountain scene.

Bushfires

Task: You are a safety inspector who specialises in fire protection and it is your job to complete a fire safety report on the below campsite. You will be required to identify areas of high risk, make recommendations to improve safety and create an emergency evacuation plan.



1. Identify and explain 3 high-risk areas of the campsite which could potentially start a bushfire.
2. List where you think emergency evacuation points for the campsite should be. Why did you put them there?
3. State 4 rules the campsite could have to prevent bushfires? Explain the purpose of each rule.
4. Draw the campsite in your book and create an evacuation fire plan for the campsite. This plan needs to tell people in some quick and clear steps what they need to do in the event of a bushfire and where they need to go.
5. What impact would an out of control bushfire have on the natural environment around the campsite?

Recycle Week

What is Recycle Week?

Recycle Week is an annual event (usually in June) which has been running since 2004. It is a time to remind people of all the things that can be recycled. Each year has a theme, for example: The Unusual Suspects - common household items that often get forgotten about, and instead of being recycled, they are thrown away. These include items such as containers, shampoo and conditioner bottles, bleach bottles, tissue boxes and deodorant cans.



What is recycling?

Recycling is when objects made from glass, steel, paper, cardboard, certain plastics and even waste food, are taken to a recycling plant and turned into other things. Therefore, they are used again, recycled into something else and not just thrown away into a landfill.



Why is it important to recycle?

It is important to recycle for these reasons:

1 Recycling conserves resources

When we recycle, used materials are made into new products, reducing the need to use natural resources. Natural resources come straight from the earth, so if we recycle products that are already made, we reduce the need to use fresh, raw material through mining and forestry.

2 Recycling saves energy

Using recycled materials in the manufacturing process uses a lot less energy than is needed for making new products from raw materials - even when you think of all the extra costs, like transport.

3 Recycling helps to protect the environment

Recycling reduces the need for mining materials from the ground. Changing these raw materials from one thing into another creates a large amount of air and water pollution.

4 Recycling reduces landfill

Landfill sites are huge areas where rubbish that isn't recycled is dumped. They need a lot of space. The rubbish takes years to rot and while it is doing that, these sites give off methane, a powerful and dangerous greenhouse gas. There are over 1,500 landfill sites in the UK.



Did you know?

- Both metal and glass can be recycled again and again without loss of quality.
- If we recycle all the steel packaging we use in a year, it would save enough energy to make over 50,000 return train journeys between London and Edinburgh!
- Recycling one drinks can could save enough energy to power a TV for four hours.

Other recycled materials

Clothing and textiles can be recycled: bedding, old underwear, damaged clothing and faded curtains can be recycled and made into new items, such as padding for chairs and car seats, cleaning cloths and blankets.

- Check to see if your council collects clothes and textiles to be recycled.
- Some charities collect clothing and textiles for recycling, check with your local store or on the bags that come through the door.
- Clothing and textile banks are often in supermarkets and local car parks - check to see if they take items for recycling.

Foods that can be recycled are: peelings, tea bags, bread, pastries, out of date food, rice, pasta, beans, meat, fish and waste food left on plates. It can then be used as fertilizer on farms.

How can we recycle?

Whenever we use a plastic or glass container, we need to wash it out and put it in a separate bag from our other rubbish. Then put the recycling items into a blue wheelie bin or take it to a recycling collection point, and that's it! We can all do our bit to help the planet and save the environment for generations to come.



1. In your own words, explain what Recycle Week is.

2. What objects do people often forget about?

3. What does the phrase 'reducing the need to use natural ' mean?

4. Explain your understanding of why recycling helps to protect the environment?

5. Would you want to live near a landfill site? Explain your reason.

6. Why are glass and steel suitable for being recycled many times?

7. What can you do to recycle clothes and textiles?

8. Name two more textiles that could be recycled.

9. How would you try and persuade people to recycle?

10. Write a set of instructions to tell people how they can recycle one item.

The Fable of the Two Doves

Long ago, in ancient China, there lived a wealthy scholar and his beautiful, intelligent daughter, Koong-se. The scholar employed an assistant accountant named Chang. Chang and Koong-se had many interests in common and they were very much in love. However, Chang was seen as just a poor assistant so a relationship between the two was forbidden. Because of this, whenever the moon hung high in the sky, the couple would secretly meet.




One night, the scholar noticed that his daughter was missing and sent his guard to follow her. When he heard that she was with the assistant, the scholar was furious. He immediately fired Chang and ordered that a high fence should be built around his palace to keep Chang and Koong-se apart. He locked Koong-se in her room and refused to allow her any visitors. The scholar then arranged for Koong-se to marry a rich and powerful duke. Koong-se was so lonely and she was desperate to leave the prison that her room had become so she reluctantly agreed to the marriage.

Secretly, Koong-se wished that Chang would run away with her but, unfortunately, he never appeared and it was agreed that Koong-se and the duke would be married on the day that the first blossom fell from the willow tree.



On the day of the wedding, Chang disguised himself as a servant and slipped past the palace guards. Koong-se was so happy to see him that she forgot the danger that they were now both in. Chang quickly explained his escape plan and the pair began to run down the palace corridors, which were already swarming with wedding guests, and out of the silver gates.

One of the guests recognised the couple and raised the alarm that the bride was trying to escape. The scholar chased after them but it was too late. Chang and Koong-se had already escaped in the duke's ship. Aided by the strong wind, they sailed towards the horizon and away from the palace. After several days, the pair came across a beautiful deserted island which was covered with large palm trees and leafy ferns. They landed and began to build a shelter.



The Fable of the Two Doves

The couple, safely together, lived on the island for many happy years until, one day, an explorer told the duke about some people he had seen on a remote island. Desperate for revenge, the duke sent his soldiers to the island. Within days, the couple were captured.

Luckily for Koong-se and Chang, the gods had been looking down at them from high in the heavens. Deeply moved by their story, the gods transformed Koong-se and Chang into a pair of doves. The couple were now able to live the rest of their lives free and together.



Questions

1. Before he was fired, what was Chang's job? Tick one.

- assistant accountant
- chief accountant
- chef to the scholar
- assistant chef to the scholar

2. What helped the couple to sail away quickly? Tick one.

- the ship belonged to the duke
- the wind was strong
- the island was close
- the sea's current was strong

3. Number the events from 1-4 to show the order that they happened in.

- Chang disguises himself as a servant.
- Koong-se agrees to marry the duke.
- The couple steal the duke's ship.
- The gods choose to help the couple.

4. Draw four lines to complete the sentences.

Koong-se felt forced to marry	the couple.
The couple were transformed	the duke.
The duke sent his soldiers to find	by the gods.
Chang managed to slip past	the palace guards.

5. Look at the paragraph beginning: **On the day of the wedding...**

Find and copy one word which shows that there were lots of people in the palace.

6. How long were the couple living on the island for before they were discovered?

7. Describe the scholar's character. Explain your answer.

8. Do you think that it was fair for Koong-se's father to lock her in her room?
Explain your answer.
