





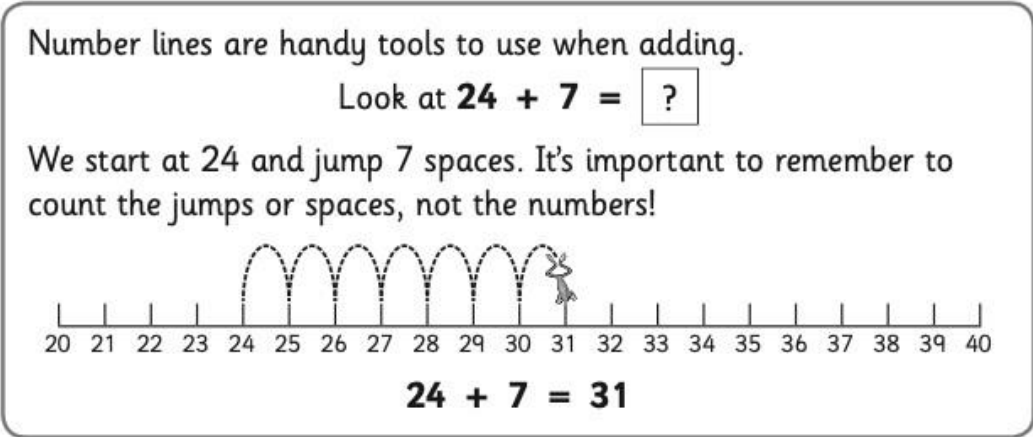
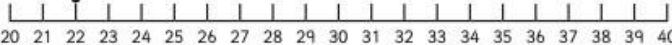
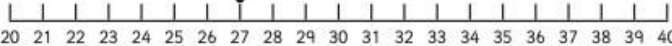
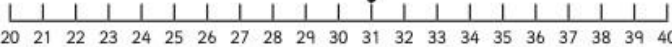


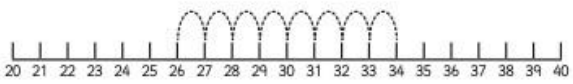
Year 2 Work Booklet 6

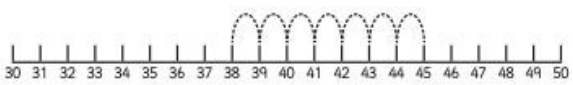
Monday


<p>Spelling</p>	<p>Write your spelling words in your book and discuss the meaning of the words with someone. Focus: <i>The graph /i/ making the sound "i" as in tin.</i></p>					
	<p>Red tin big kin win bin bit ship thin</p>	<p>Orange tinned until winning biggest bitten swim flipping</p>	<p>Green division history window dinner swimmer flipped slipper shipping</p>			
<p>Sentence of the Day</p>	<p>Verbs: a verb is an action or doing word. A verb is sometimes made up of more than one word. These are called a verb group. For example – The dog <u>was running</u> after the postman. Write a sentence using the following verb group:</p> <ul style="list-style-type: none"> was jumping 					
<p>Writing</p>	<p>Use the planning page to plan a story based on the picture below. You should only write a little bit of information on the planning page NOT your whole story. You will use the page to write your whole story over the week. Remember your first idea is not always your best idea.</p> <div style="display: flex; justify-content: space-around; align-items: flex-start;">  <div data-bbox="1161 1574 1458 1982" style="border: 1px solid black; padding: 5px;"> <p style="text-align: center; font-weight: bold; margin: 0;">PLANNING TEMPLATE</p> <p style="text-align: center; font-size: small; margin: 0;">Sizzling Start</p> <div style="text-align: right; margin: 5px 0;"></div> <hr/> <p style="text-align: center; font-size: x-small; margin: 0;">Backfill</p> <p style="font-size: x-small; margin: 0;">Who: Where:</p> <div style="display: flex; justify-content: space-around; font-size: x-small; margin: 5px 0;">   </div> <p style="font-size: x-small; margin: 0;">When: What:</p> <div style="text-align: center; font-size: x-small; margin: 5px 0;"></div> <table border="1" style="width: 100%; border-collapse: collapse; font-size: x-small;"> <tr> <td style="width: 33%; height: 40px; vertical-align: top;">Pebble</td> <td style="width: 33%; height: 40px; vertical-align: top;">Problem Book</td> <td style="width: 33%; height: 40px; vertical-align: top;">Boulder</td> </tr> </table> <hr/> <p style="text-align: center; font-size: x-small; margin: 0;">Exciting Ending</p> <div style="text-align: right; margin: 5px 0;"></div> </div> </div>			Pebble	Problem Book	Boulder
Pebble	Problem Book	Boulder				

Reading	Read a book of your choice for at least 10 minutes.
Comprehension	<p>Watch the story The Very Cranky Bear (posted on Seesaw) Answer the following questions. If you do not have Seesaw ready a story and answer the questions.</p> <ul style="list-style-type: none"> • What happened in the beginning of the story? • What happened at the end of the story?
Maths TEN	Start at the number 3 and count off the decade 15 times. Remember: Counting off the decade is adding <u>10</u> each time.
Problem Solving	If Schofield has 32 rolls of toilet paper. She went to buy some more and bought 23 more rolls. How many rolls does she have all together?
Maths Questions	<p>Addition – using number lines</p> <p>Number lines are handy tools to use when adding. Look at $24 + 7 = \boxed{?}$</p> <p>We start at 24 and jump 7 spaces. It's important to remember to count the jumps or spaces, not the numbers!</p>  <p>24 + 7 = 31</p> <p>1 Jump along the number lines and finish each number fact.</p> <p>a $22 + 9 = \boxed{}$ </p> <p>b $27 + 7 = \boxed{}$ </p> <p>c $31 + 8 = \boxed{}$ </p>

2 Trace the jumps and finish the facts.

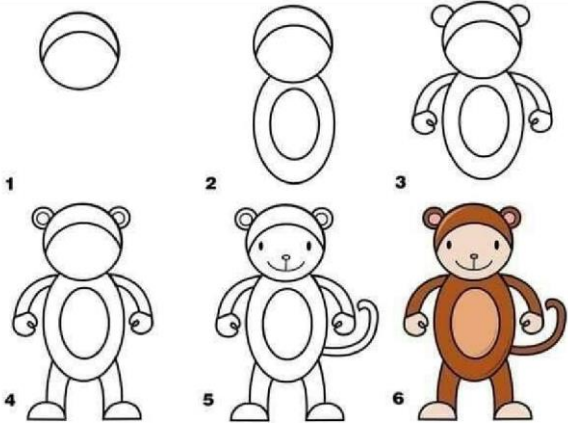
a + = 

b + = 

c + = 






Other

Complete a directed drawing of a monkey using the picture, **OR**
Tidy a bookshelf/desk.



Tuesday

<p>Spelling</p>	<p>Write each of your words in a spelling pyramid. Eg.</p> <pre> r re rea reas reaso reason </pre>
<p>Sentence of the Day</p>	<p>Verbs: a verb is an action or doing word. A verb is sometimes made up of more than one word. These are called a verb group. For example – The dog <u>was running</u> after the postman. Write a sentence using the following verb group:</p> <ul style="list-style-type: none"> • was hopping

Writing	Use your planning page to begin writing your story. Write your sizzling start and backfill.
Reading	Read a book of your choice for at least 10 minutes.
Comprehension	<p>Answer the questions below about The Very Cranky Bear or the story that you read yesterday.</p> <ul style="list-style-type: none"> • Who were the characters in the story? • What does the main character see during the story?
Maths TEN	Start at the number 12 and count off the decade 15 times.
Problem Solving	Mr Hughes has 64 rubber ducks. His wife buys him 25 more rubber ducks for his birthday. How many does he have now? Show your working out and draw a picture of Mr Hughes with his rubber ducks.
Math Questions	<p>We are going to be using a blank number line to answer the following questions. You need to break the number that you are adding into tens and ones.</p>
	<p>For example: $23 + 18$. You would write the bigger number, which is 23 on the left hand side of the number line. You will then start to add the 18. You would do 1 jump of 10 and 8 jumps of one.</p> <p style="text-align: center;">$23+18=$</p> <div style="text-align: center;">  </div> <p style="text-align: center;">$29+13=$</p> <div style="text-align: center;">  </div> <p style="text-align: center;">$34+27=$</p> <div style="text-align: center;">  </div> <p style="text-align: center;">$49+17=$</p> <div style="text-align: center;">  </div> <p style="text-align: center;">$56+36=$</p> <div style="text-align: center;">  </div>

Science

☐ Create a table about animals with the following headings. An example has been included for you.

Animal	Body parts	Body coverings	Ways to move
bird	beak, wings	feathers	fly

Use the clues to help you find out the name of the world's deadliest animal.

- It does not have fur.
 - It does not have gills.
 - It lives on land
 - It has more than four legs.
 - It has wings.
 - It feeds on blood.
 - It is a
-

- jellyfish
- snake
- hippopotamus
- spider
- tiger
- mosquito
- shark
- bee

Other

If you could travel anywhere in the world right now, where would that be? Write about why you would like to go there,

OR
Do some fitness e.g starjumps, running on the spot

Wednesday

Spelling	Write your 5 of your words into 5 different sentences.
Sentence of the Day	Verbs: a verb is an action or doing word. A verb is sometimes made up of more than one word. These are called a verb group. For example – The dog <u>was running</u> after the postman. Write a sentence using the following verb group: <ul style="list-style-type: none">• will be starting
Writing	Use your planning page to continue writing your story. Write your pebble, rock and boulder.
Reading	Read a book of your choice for at least 10 minutes.
Comprehension	Answer the questions below about The Very Cranky Bear or the story that you read yesterday. <ul style="list-style-type: none">• What does the story remind you of?• Were there any words you did not understand? Talk about it with your family or send your teacher a question.
Maths TEN	Start at the number 6 and count off the decade 15 times.
Problem Solving	The answer is 38. What is the question? Write some addition questions to show how you got the answer.
Maths Questions	We are going to be using a blank number line to answer the following questions. You need to break the number that you are adding into tens and ones. For example: $44 + 38$. You would write the bigger number, which is 44 on the left hand side of the number line. You will

then start to add the 38. You would do 3 jumps of 10 and 8 jumps of one.

$44+38=$



$56+16=$



$59+34=$



$25+58=$



$78+23=$



Topic Talk

Discuss with your family some family traditions that you do all together. It could be something like every Friday you watch a movie together, or that you go away to Jervis Bay every Easter, or that you have a family lunch every Christmas Day.

Using this information talk about your family traditions for one minute. Record it and send it to your teacher on Seesaw.

Other

Write a poem about what makes a good friend,
OR
Do some cooking with an adult.

Thursday

Spelling	List words that rhyme with 2 of your spelling words
Sentence of the Day	Verbs: a verb is an action or doing word. A verb is sometimes made up of more than one word. These are called a verb group. For example – The dog <u>was running</u> after the postman. Write a sentence using the following verb group: <ul style="list-style-type: none">• is swimming
Writing	Use your planning page to finish your writing. Write your exciting ending. Don't forget the wrap the story up with character wrap up.
Reading	Read a book of your choice for at least 10 minutes.
Comprehension	Answer the questions below about The Very Crank Bear or the story that you read yesterday. Predict what you think will happen in the next story.
Maths TEN	Start at the number 9 and count off the decade 15 times.
Problem Solving	Draw 3 things you can see in your house that are longer than 1 metre.

Maths Questions

Length – metres

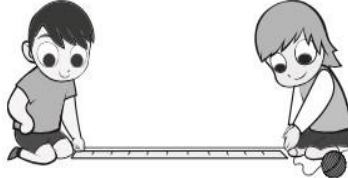
Would you like to measure the distance from your classroom to the office in cm? Why or why not?

Measuring distances like that in cm would take a long time and it would be easy to get confused. We use the unit **metre** for longer distances. We can write this as **m**. A metre is 100 cm.

You will need:  a partner  a metre ruler  string
 scissors

What to do:

- Measure a piece of string against a metre ruler and cut it. Look at your piece of string – it is 1 metre long.
- Find 3 lengths or distances you think your string metre would be the right unit to measure with. Measure them and record your findings below.



What to do next:

Did you find some of your lengths were parts of a metre? How did you choose to record these? Compare your way with that of another group. Would you use your way again?

With today's maths you will need someone to help you create a meter with a piece of string. They can help you estimate what a meter is then you are going to use that piece of string to help you measure things in your house for today and tomorrow's lesson so don't lose your string!

Other

Mrs Clark needs a kennel for her new puppy. Draw your design of a dog kennel and label what materials you would use to build it,

OR

Do some gardening with an adult.

Friday

Spelling


Get someone to test you on your spelling words, or do a look, cover, write, check with them.

Sentence of the Day

Verbs: a verb is an action or doing word. A verb is sometimes made up of more than one word. These are called a verb group. For example – The dog was running after the postman.

Write a sentence using the following verb group:

- was drinking

Reading	Read a book of your choice for at least 10 minutes.																								
Comprehension	<p>Answer the questions below about Pig the Pug or the story that you read yesterday.</p> <p>Read the story again and write a summary. A summary is when you explain what happens in a story to someone else. A good summary will include the characters, setting and what happens in the beginning, the middle and the end.</p>																								
Maths TEN	Start at the number 7 and count off the decade 15 times.																								
Problem Solving	Using only scissors and a scrap piece of A4 paper, what is the longest piece of paper you can make? Test out different ways you can cut the paper to make it longer.																								
Maths Questions	<div data-bbox="435 981 1406 1144" style="border: 1px solid black; border-radius: 15px; padding: 10px; text-align: center; margin-bottom: 10px;"> <p>I can estimate and measure length in metres.</p>  </div> <p>Choose objects around the classroom to measure in metres.</p> <p>Record the measurement to the nearest metre.</p> <table border="1" data-bbox="419 1272 1418 1888" style="width: 100%; border-collapse: collapse;"> <thead> <tr> <th style="width: 33%;">What I measured</th> <th style="width: 33%;">The tool I used to measure it with</th> <th style="width: 33%;">Measurement</th> </tr> </thead> <tbody> <tr><td> </td><td> </td><td> </td></tr> <tr><td> </td><td> </td><td> </td></tr> <tr><td> </td><td> </td><td> </td></tr> <tr><td> </td><td> </td><td> </td></tr> <tr><td> </td><td> </td><td> </td></tr> <tr><td> </td><td> </td><td> </td></tr> <tr><td> </td><td> </td><td> </td></tr> </tbody> </table> <p>Because you are not in a classroom, you are going to use your string to measure objects around your house in metres instead.</p>	What I measured	The tool I used to measure it with	Measurement																					
What I measured	The tool I used to measure it with	Measurement																							

History

What are your favourite toys and games? Make a list of things to do INSIDE and things to do OUTSIDE.

Children have always played with toys. You can usually tell when a toy was made by looking at what it is made from. Older toys are usually made from wood or metal; newer toys are mostly made from plastic.

Look at the toy shop pictures. These were popular in the past. Think about the questions in the boxes.



Other

Draw a picture of your favourite plant in your garden