




Year 1 Booklet 7

MONDAY

Spelling	Write your spelling words in your book and discuss the meaning of the words with someone. <i>The digraph /th/ making the sound "th" as in feather.</i>		
	Red	Orange	Green
	the	their	brother
	then	than	motherly
	that	those	another
	they	them	weather
	there	mother	though
		other	brotherly
		feather	further
		father	gather

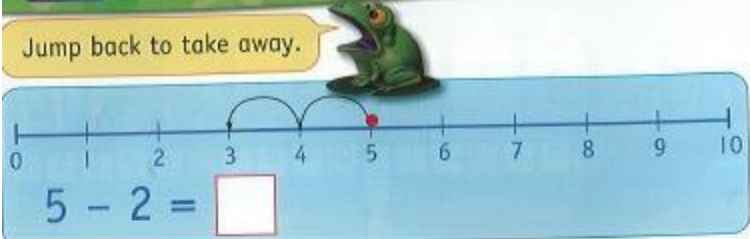

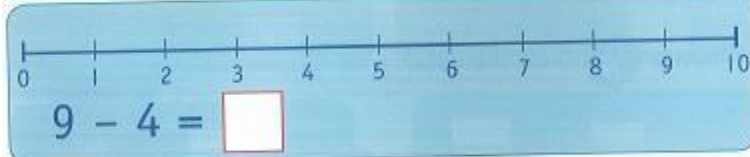
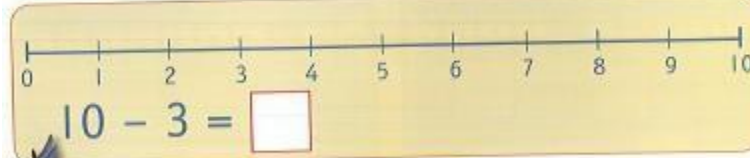
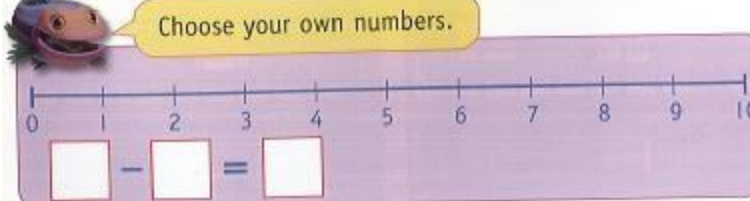
Sentence of the day	Unscramble the words below and write the correct sentence: will water. fresh A egg in sink
----------------------------	-----------------------------------------------------------------------------------------------

Writing	<div style="display: flex; align-items: center;">  <div> <h2 style="margin: 0;">How to Brush Your Teeth</h2> <p style="margin: 0;">Name _____</p> </div> </div> <p style="margin-top: 10px;">Brushing your teeth is _____ _____. Let me tell you how to do it.</p> <div style="border: 1px solid black; border-radius: 15px; padding: 10px; margin-bottom: 10px;"> <p>First,</p> </div> <div style="border: 1px solid black; border-radius: 15px; padding: 10px; margin-bottom: 10px;"> <p>Then,</p> </div> <div style="border: 1px solid black; border-radius: 15px; padding: 10px; margin-bottom: 10px;"> <p>Finally,</p>  </div> <p style="margin-top: 10px;">It is _____ _____ to brush your teeth.</p>
----------------	---------------------------------------------------------------------------------------------------------------------------------------------------------------------------------------------------------------------------------------------------------------------------------------------------------------------------------------------------------------------------------------------------------------------------------------------------------------------------------------------------------------------------------------------------------------------------------------------------------------------------------------------------------------------------------------------------------------------------------------------------------------------------------------------------------------------------------------------------------------------------------------------------------------------------------------------------

Reading	Read a book of your choice for 10 minutes
Maths TEN activity	Roll a dot dice. Subtract this answer from 20. Write your answer on a piece of paper. (10 times)
Maths	
Other Add to Seesaw	Complete one of the following activities: <ul style="list-style-type: none"> • Learn to tie your shoe laces • DIY Tissue box monster


Tuesday

Spelling	Write 3 sentences from your word list.
Reading	Read a book of your choice for 10 minutes.
Sentence of the day	Unscramble the words below and write the correct sentence: use break tooth Chicks the a shell egg to
Writing	If you could give your best friend anything in the world, what would it be? Why?

Maths TEN activity	Roll a dot dice. Subtract this answer from 20. Write your answer on a piece of paper. (10 times)
Maths	<div data-bbox="376 237 1145 1272"> <p>Lab 1 Subtraction on a number line</p> <p>Jump back to take away.</p>  <p>$5 - 2 = \square$</p>  <p>$7 - 3 = \square$</p>  <p>$9 - 4 = \square$</p>  <p>$10 - 3 = \square$</p> <p>Choose your own numbers.</p>  <p>$\square - \square = \square$</p> </div>
Other Add to Seesaw	Complete two of the following activities <ul style="list-style-type: none"> • Learn to tie your shoelaces. • Create your own board game and share it with you family and teacher. • Make your very own race track.

Wednesday

Spelling	Write out your spelling words 3 times using a texta, pencil and pen.
Reading	Read a book of your choice for 10 minutes.
Sentence of the day	Unscramble the words below and write the correct sentence: all yellow chicks Not are

Writing	What would you do and where would you go if you were Spiderman for a day? Add a picture.
Maths – TEN activity	Roll a dot dice. Subtract this answer from 20. Write your answer on a piece of paper. (10 times)
Maths	 <p>Difference</p> <p>How many?</p> <p>The difference between 8 and 5 is <input type="text"/>.</p> <p>The difference between <input type="text"/> and <input type="text"/> is <input type="text"/>.</p> <p>The difference between <input type="text"/> and <input type="text"/> is <input type="text"/>.</p> <p>The difference between <input type="text"/> and <input type="text"/> is <input type="text"/>.</p> <p>50</p>
Other Add to Seesaw	<p>Complete the following:</p> <ul style="list-style-type: none"> • Learn to tie shoe laces. • Use socks to make a puppet show. • Build a paper aeroplane.






Thursday


Spelling	Spell your words aloud in your best grumpy teacher voice. Write your spelling words on a piece of paper.
Reading	Read a book of your choice for 10 minutes.

Sentence of the day
Unscramble the words below and write the correct sentence:
days hatch It twenty-one chicks takes to for

Writing



What is the weather like today?

sunny 	windy 	rainy 	snowy 	tornado 
---------------------------------------------------------------------------------------------------	---------------------------------------------------------------------------------------------------	---------------------------------------------------------------------------------------------------	-----------------------------------------------------------------------------------------------------	-------------------------------------------------------------------------------------------------------



The weather is _____

Maths – TEN activity
Roll a dot dice. Subtract this answer from 20. Write your answer on a piece of paper.
(10 times)

<p>Maths</p>	<div style="text-align: center; background-color: #4CAF50; color: white; padding: 5px; border-radius: 10px;"> Subtraction stories </div> <div style="background-color: #FFD700; padding: 5px; border-radius: 10px; margin-top: 10px;"> Tell a story about the picture to a friend. </div>  <div style="display: flex; justify-content: space-between; margin-top: 20px;"> <div style="background-color: #FFD700; padding: 10px; border-radius: 10px; width: 45%;"> <p><input type="text"/> children. <input type="text"/> boys.</p> <p>How many girls?</p> <p><input type="text"/> - <input type="text"/> = <input type="text"/></p> </div> <div style="border: 1px solid #ccc; padding: 10px; width: 45%;"> <p>Write your own subtraction story.</p> </div> </div> <div style="display: flex; justify-content: space-between; margin-top: 20px;"> <div style="background-color: #FFD700; padding: 10px; border-radius: 10px; width: 45%;"> <p><input type="text"/> children. <input type="text"/> girls.</p> <p>How many boys?</p> <p><input type="text"/> - <input type="text"/> = <input type="text"/></p> </div> </div> <div style="background-color: #90EE90; padding: 10px; border-radius: 10px; margin-top: 20px;">  <p><input type="text"/> apples. <input type="text"/> eaten.</p> <p>How many left?</p> <p><input type="text"/> - <input type="text"/> = <input type="text"/></p> </div>
<p>Other Add to Seesaw</p>	<p>Complete two of the following:</p> <ul style="list-style-type: none"> • Make up a play. • Write a letter to an adult. • Learn to tie your shoelaces.

Friday

<p>Spelling</p>	<p>Ask a parent or friend to quiz you on your spelling list.</p>
<p>Reading</p>	<p>Read a book of your choice for 10 minutes.</p>
<p>Sentence of the day</p>	<p>Unscramble the words below and write the correct sentence:</p> <p>chirping Chicks day hatch can before heard be a they</p>
<p>Writing</p>	<p>Tell me about a time that you were surprised! (Don't forget to add capital letters and full stops).</p>
<p>Maths – TEN activity</p>	<p>Roll a dot dice. Subtract this answer from 20. Write your answer on a piece of paper. (10 times)</p>

Maths

Problem solving

Lisa cooked 2 trays of muffins.



Freya ate 1.
The twins ate 1 each.
Katy ate 2.
Ned ate 3.
4 friends are coming to visit.
Will they get one each?

Will Lisa have any left?

Draw your answer.

Write about how you got your answers.

Other
Add to Seesaw

- Complete the following:
- Learn to tie your shoelaces.
 - Create a secret handshake.
 - Colour in a picture.