

# Year 1 Home Booklet 3

## Monday

Spelling



Write your spelling words in your booklet and discuss the meaning of the words with someone. Spelling focus /oo/ making the sound "oo" as in book.

Red	Orange	Green
book	shook	stool
took	cooking	hoof
cook	hook	crook
looking	foot	stood
wood	looked	booking
good	good	outlook

Writing

# Would You Rather

Would you rather spend a day floating in space or scuba diving in the ocean? Explain why.

Sentence Work

Use adjectives to make these sentences more interesting. Adjectives are describing words.

**Make it interesting**

The \_\_\_\_\_ cat sat on the  
\_\_\_\_\_ mat.

Reading

Read a book of your choice for 10 minutes.

Maths TEN activity

Roll 3 dice. Look for friends of ten or doubles. Record on a piece of paper  
e.g.  $3+3+4=10$   
Double 3 is 6 and 4 more makes 10.

**1** Use the rhyme to write how many days are in each month.

January	days
February	or days
March	days
April	days
May	days
June	days
July	days
August	days
September	days
October	days
November	days
December	days

Thirty days hath September;  
 April, June and November;  
 All the rest have thirty-one,  
 Except February,  
 with twenty-eight days clear;  
 And twenty-nine each leap year.
















Other  
 ADD to seesaw



Complete two of the following activities

- Make paper airplanes.
- Google "How to draw" an animal, disney character or something of your choice.
- Make a poster of healthy and unhealthy foods using magazines and catalogues around the house.

# Tuesday

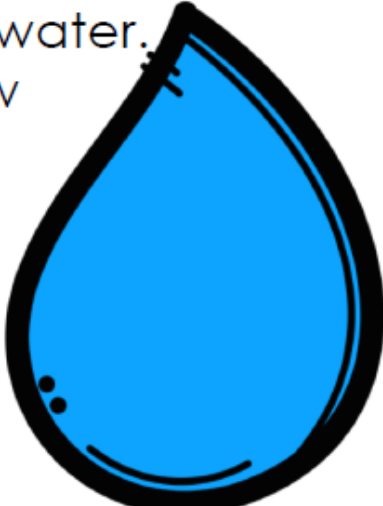
Spelling	Write 3 sentences from your word list.																				
Reading	Read a book of your choice for 10 minutes.																				
Writing	<div style="text-align: center;"> <h2 style="font-size: 2em; margin: 0;">How To</h2> <p style="font-size: 1.2em; margin: 10px 0;">Write about how to find a treasure. What would you use? Who would you work with? What would you find in the treasure chest?</p>  </div>																				
Sentence Work	<p>Use adjectives to make these sentences more interesting. Adjectives are describing words.</p> <p><b>Make it interesting</b></p> <p>The _____ frog was on a _____ log.</p>																				
Maths TEN activity	<p>Roll 3 dice. Look for friends of ten or doubles. Record on a piece of paper e.g. <math>3+3+4=10</math> Double 3 is 6 and 4 more makes 10.</p>																				
Maths	<p><b>2</b> Colour summer months <b>blue</b>.      <b>4</b> Colour winter months <b>red</b>.</p> <p><b>3</b> Colour autumn months <b>orange</b>.      <b>5</b> Colour spring months <b>yellow</b>.</p> <table border="1" style="width: 100%; text-align: center; border-collapse: collapse;"> <tr> <td style="width: 50%;"> <table border="1" style="width: 100%; border-collapse: collapse;"> <tr><td style="padding: 5px;">December</td></tr> <tr><td style="padding: 5px;">January</td></tr> <tr><td style="padding: 5px;">February</td></tr> </table> </td> <td style="width: 50%;">  </td> </tr> <tr> <td> <table border="1" style="width: 100%; border-collapse: collapse;"> <tr><td style="padding: 5px;">June</td></tr> <tr><td style="padding: 5px;">July</td></tr> <tr><td style="padding: 5px;">August</td></tr> </table> </td> <td>  </td> </tr> <tr> <td> <table border="1" style="width: 100%; border-collapse: collapse;"> <tr><td style="padding: 5px;">March</td></tr> <tr><td style="padding: 5px;">April</td></tr> <tr><td style="padding: 5px;">May</td></tr> </table> </td> <td>  </td> </tr> <tr> <td> <table border="1" style="width: 100%; border-collapse: collapse;"> <tr><td style="padding: 5px;">September</td></tr> <tr><td style="padding: 5px;">October</td></tr> <tr><td style="padding: 5px;">November</td></tr> </table> </td> <td>  </td> </tr> </table>	<table border="1" style="width: 100%; border-collapse: collapse;"> <tr><td style="padding: 5px;">December</td></tr> <tr><td style="padding: 5px;">January</td></tr> <tr><td style="padding: 5px;">February</td></tr> </table>	December	January	February		<table border="1" style="width: 100%; border-collapse: collapse;"> <tr><td style="padding: 5px;">June</td></tr> <tr><td style="padding: 5px;">July</td></tr> <tr><td style="padding: 5px;">August</td></tr> </table>	June	July	August		<table border="1" style="width: 100%; border-collapse: collapse;"> <tr><td style="padding: 5px;">March</td></tr> <tr><td style="padding: 5px;">April</td></tr> <tr><td style="padding: 5px;">May</td></tr> </table>	March	April	May		<table border="1" style="width: 100%; border-collapse: collapse;"> <tr><td style="padding: 5px;">September</td></tr> <tr><td style="padding: 5px;">October</td></tr> <tr><td style="padding: 5px;">November</td></tr> </table>	September	October	November	
<table border="1" style="width: 100%; border-collapse: collapse;"> <tr><td style="padding: 5px;">December</td></tr> <tr><td style="padding: 5px;">January</td></tr> <tr><td style="padding: 5px;">February</td></tr> </table>	December	January	February																		
December																					
January																					
February																					
<table border="1" style="width: 100%; border-collapse: collapse;"> <tr><td style="padding: 5px;">June</td></tr> <tr><td style="padding: 5px;">July</td></tr> <tr><td style="padding: 5px;">August</td></tr> </table>	June	July	August																		
June																					
July																					
August																					
<table border="1" style="width: 100%; border-collapse: collapse;"> <tr><td style="padding: 5px;">March</td></tr> <tr><td style="padding: 5px;">April</td></tr> <tr><td style="padding: 5px;">May</td></tr> </table>	March	April	May																		
March																					
April																					
May																					
<table border="1" style="width: 100%; border-collapse: collapse;"> <tr><td style="padding: 5px;">September</td></tr> <tr><td style="padding: 5px;">October</td></tr> <tr><td style="padding: 5px;">November</td></tr> </table>	September	October	November																		
September																					
October																					
November																					
Other ADD to seesaw	<p>Complete the following activities:</p> <ul style="list-style-type: none"> <li>• Play dress up.</li> <li>• Have an outdoor picnic with your siblings.</li> </ul>																				

# Wednesday

Spelling	Write out your spelling words 3 times using a texta, pencil and pen.																																																																																																				
Reading	Read a book of your choice for 10 minutes.																																																																																																				
Sentence Work	<p>Use adjectives to make these sentences more interesting. Adjectives are describing words.</p> <p><b>Make it interesting</b></p> <p>The _____ dog slept on the _____ bed.</p>																																																																																																				
Writing	<div style="border: 1px solid black; padding: 10px; text-align: center;"> <h2 style="margin: 0;">I Would...</h2> <p style="margin: 10px 0;">If you could have any talent you wanted, what would you choose? Explain why you chose this talent and how you would use it to help others.</p>  </div>																																																																																																				
Maths – TEN activity	<p>Roll 3 dice. Look for friends of ten or doubles. Record on a piece of paper e.g. <math>3+3+4 = 10</math> Double 3 is 6 and 4 more makes 10.</p>																																																																																																				
Maths	<p><b>1</b> Make your own hundreds chart by filling in the missing spaces.</p> <table border="1" style="border-collapse: collapse; text-align: center; width: 100%;"> <tbody> <tr><td>1</td><td>2</td><td>3</td><td>4</td><td>5</td><td>6</td><td></td><td></td><td>9</td><td>10</td></tr> <tr><td>11</td><td>12</td><td></td><td></td><td></td><td></td><td>17</td><td>18</td><td>19</td><td></td></tr> <tr><td>21</td><td>22</td><td>23</td><td></td><td></td><td>26</td><td></td><td></td><td>29</td><td></td></tr> <tr><td>31</td><td></td><td></td><td>34</td><td></td><td>36</td><td></td><td>38</td><td></td><td>40</td></tr> <tr><td>41</td><td>42</td><td>43</td><td>44</td><td>45</td><td></td><td></td><td>48</td><td></td><td>50</td></tr> <tr><td>51</td><td></td><td>53</td><td></td><td></td><td>56</td><td>57</td><td>58</td><td>59</td><td>60</td></tr> <tr><td>61</td><td>62</td><td>63</td><td>64</td><td>65</td><td>66</td><td>67</td><td>68</td><td>69</td><td></td></tr> <tr><td>71</td><td></td><td>73</td><td></td><td>75</td><td></td><td></td><td>78</td><td>79</td><td>80</td></tr> <tr><td>81</td><td>82</td><td>83</td><td>84</td><td>85</td><td>86</td><td>87</td><td>88</td><td>89</td><td></td></tr> <tr><td>91</td><td>92</td><td>93</td><td>94</td><td>95</td><td>96</td><td>97</td><td>98</td><td>99</td><td>100</td></tr> </tbody> </table> <div style="margin-top: 10px;">  </div>	1	2	3	4	5	6			9	10	11	12					17	18	19		21	22	23			26			29		31			34		36		38		40	41	42	43	44	45			48		50	51		53			56	57	58	59	60	61	62	63	64	65	66	67	68	69		71		73		75			78	79	80	81	82	83	84	85	86	87	88	89		91	92	93	94	95	96	97	98	99	100
1	2	3	4	5	6			9	10																																																																																												
11	12					17	18	19																																																																																													
21	22	23			26			29																																																																																													
31			34		36		38		40																																																																																												
41	42	43	44	45			48		50																																																																																												
51		53			56	57	58	59	60																																																																																												
61	62	63	64	65	66	67	68	69																																																																																													
71		73		75			78	79	80																																																																																												
81	82	83	84	85	86	87	88	89																																																																																													
91	92	93	94	95	96	97	98	99	100																																																																																												

<p>Other ADD to seesaw</p>	<p>Complete the following:</p> <ul style="list-style-type: none"> <li>• Read aloud for ten minutes.</li> <li>• Put on a play with stuffed animals.</li> <li>• Draw a picture of your favourite superhero.</li> </ul>
--------------------------------	--

## Thursday

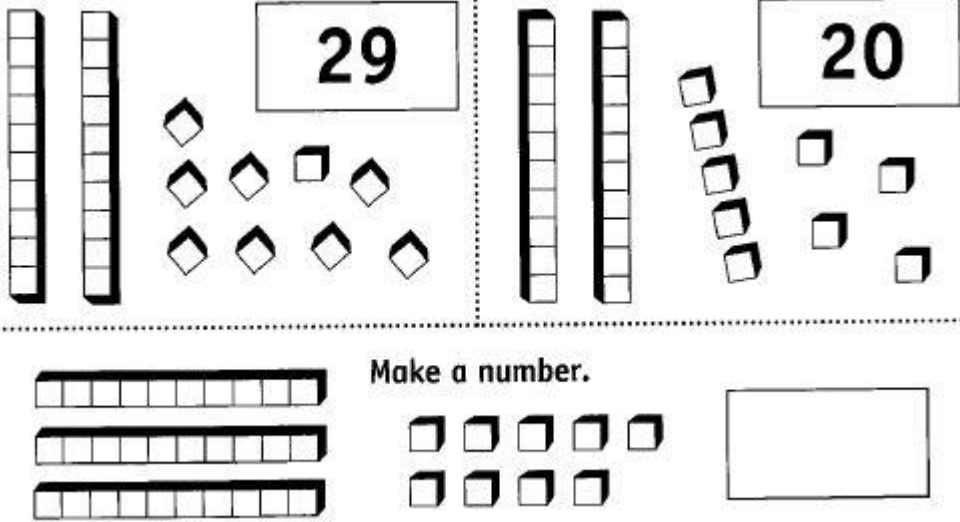
<p>Spelling</p>	<p>Spell your words aloud in your best grumpy teacher voice. Write your spelling words on a piece of paper.</p>
<p>Reading</p>	<p>Read a book of your choice for 10 minutes.</p>
<p>Sentence Work</p>	<p>Use adjectives to make these sentences more interesting. Adjectives are describing words.</p> <p><b>Make it interesting</b></p> <p>The _____ boy played with a _____ ball.</p>
<p>Writing</p>	<div style="text-align: center;">  </div> <p style="text-align: center;"><b>Fun Facts</b></p> <p>Write facts about water. What do you know about the water cycle? Write a list of different bodies of water. How do we use water?</p>



<p>Maths – TEN activity</p>	<p>Roll 3 dice. Look for friends of ten or doubles. Record on a piece of paper  e.g. <math>3+3+4 = 10</math>  Double 3 is 6 and 4 more makes 10.</p>
<p>Maths</p>	<p style="text-align: center;"><b>Colour to make the numbers.</b></p>
<p>Other  ADD to seesaw</p>	<p>Complete the following:</p> <ul style="list-style-type: none"> <li>• Copy dance moves to your favourite song.</li> <li>• Write a letter to a friend.</li> <li>• Learn to tie your shoelaces.</li> </ul>

# Friday

Spelling	Ask someone to quiz you on your spelling list, write it in your books and take a picture then upload it to seesaw.														
Reading	Read a book of your choice for 10 minutes.														
Sentence Work	<p>Use adjectives to make these sentences more interesting. Adjectives are describing words.</p> <p><b>Make it interesting</b></p> <p>The _____ family swam at the _____ beach.</p>														
Writing	<p>Select a familiar story eg Three little pigs and ask your child to think about the characters, setting (when/where), problem and solution.</p> <p>For this activity, get your child to write and/or draw the different parts of the story.</p> <p style="text-align: center;"><b>STORY STRUCTURE!</b></p> <div style="text-align: center;"><table border="1" style="margin: auto;"><tr><td style="width: 50px; height: 80px; vertical-align: top;">Characters:</td><td style="width: 50px; height: 80px; vertical-align: top;">Setting:</td></tr><tr><td colspan="2" style="text-align: right; padding-right: 10px;">↓</td></tr><tr><td colspan="2" style="height: 80px; vertical-align: top;">Beginning:</td></tr><tr><td colspan="2" style="text-align: right; padding-right: 10px;">↓</td></tr><tr><td colspan="2" style="height: 80px; vertical-align: top;">Middle:</td></tr><tr><td colspan="2" style="text-align: right; padding-right: 10px;">↓</td></tr><tr><td colspan="2" style="height: 80px; vertical-align: top;">End:</td></tr></table></div>	Characters:	Setting:	↓		Beginning:		↓		Middle:		↓		End:	
Characters:	Setting:														
↓															
Beginning:															
↓															
Middle:															
↓															
End:															
Maths – TEN activity	<p>Roll 3 dice. Look for friends of ten or doubles. Record on a piece of paper e.g. <math>3+3+4=10</math> Double 3 is 6 and 4 more makes 10.</p>														

<p>Maths</p>	 <p>Make a number.</p>
<p>Other ADD to seesaw</p>	<p>Complete the following:</p> <ul style="list-style-type: none"> <li>• Play hopscotch outside.</li> <li>• Learn to tie your shoelaces.</li> <li>• Read a book to an adult.</li> </ul>

## Websites

- **Studyladder – free sign up – all subjects**

<https://www.studyladder.com.au/>

- **Prodigy – free sign up – maths**

<https://www.prodigygame.com/>

- **BBC KS1 Bitesize – Literacy and maths**

<https://www.bbc.co.uk/bitesize>

- **Khan Academy**

<https://www.khanacademy.org/>

- **Starfall - LEARN TO READ button**

<https://www.starfall.com/h/ltr-classic/>