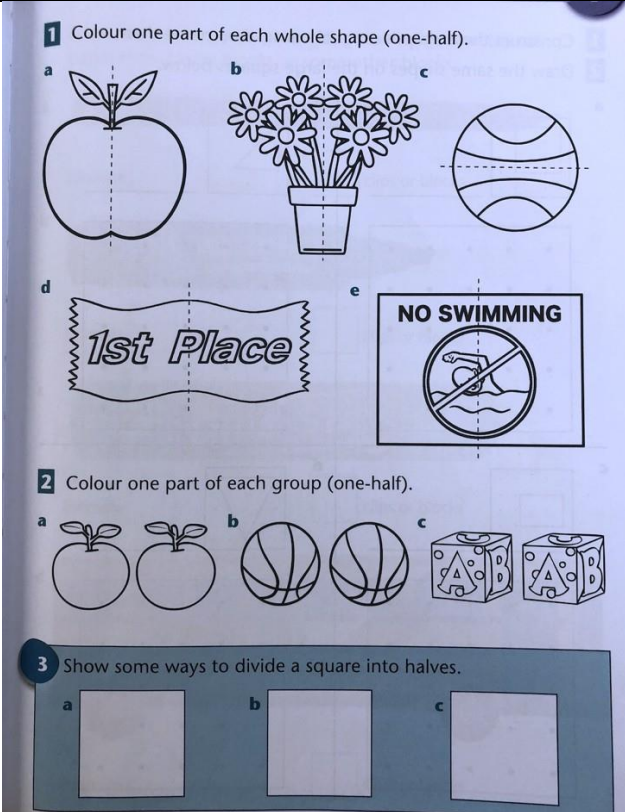


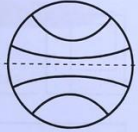


























<p>Spelling</p>	<p>Write your spelling words in your booklet and discuss the meaning of the words with someone.</p> <table border="1" data-bbox="448 311 1469 904"> <tr> <td style="background-color: red; color: black; text-align: center;">Red</td> <td style="background-color: orange; color: black; text-align: center;">Orange</td> <td style="background-color: green; color: black; text-align: center;">Green</td> </tr> <tr> <td style="background-color: red; color: black; text-align: center;">pink</td> <td style="background-color: orange; color: black; text-align: center;">park</td> <td style="background-color: green; color: black; text-align: center;">kindness</td> </tr> <tr> <td style="background-color: red; color: black; text-align: center;">kind</td> <td style="background-color: orange; color: black; text-align: center;">looking</td> <td style="background-color: green; color: black; text-align: center;">pumpkin</td> </tr> <tr> <td style="background-color: red; color: black; text-align: center;">kite</td> <td style="background-color: orange; color: black; text-align: center;">key</td> <td style="background-color: green; color: black; text-align: center;">basket</td> </tr> <tr> <td style="background-color: red; color: black; text-align: center;">keep</td> <td style="background-color: orange; color: black; text-align: center;">kicking</td> <td style="background-color: green; color: black; text-align: center;">keyboard</td> </tr> <tr> <td style="background-color: red; color: black; text-align: center;">look</td> <td style="background-color: orange; color: black; text-align: center;">shark</td> <td style="background-color: green; color: black; text-align: center;">awkward</td> </tr> <tr> <td style="background-color: red; color: black; text-align: center;">like</td> <td style="background-color: orange; color: black; text-align: center;">kept</td> <td style="background-color: green; color: black; text-align: center;">kinship</td> </tr> </table>	Red	Orange	Green	pink	park	kindness	kind	looking	pumpkin	kite	key	basket	keep	kicking	keyboard	look	shark	awkward	like	kept	kinship
Red	Orange	Green																				
pink	park	kindness																				
kind	looking	pumpkin																				
kite	key	basket																				
keep	kicking	keyboard																				
look	shark	awkward																				
like	kept	kinship																				
<p>Writing</p>	<p>Write a simple sentence that includes a verb. Remember a verb is a doing word. Example, Mr Adams is kicking a ball.</p>																					
<p>Reading</p>	<p>Read a book of your choice for 10 minutes.</p>																					
<p>Maths TEN activity</p>	<p>Roll the dice twice and add the two numbers together.</p>																					
<p>Maths</p>	<p>I can fill in the missing numbers to complete these number sentences:</p> <p> $7 + \underline{\quad} = 11$ $\underline{\quad} + 4 = 6$ $13 - \underline{\quad} = 11$ $13 + \underline{\quad} = 20$ $8 + \underline{\quad} = 12$ $10 + \underline{\quad} = 19$ </p> <p>I can use addition and subtraction to solve these numbers:</p> <p> $5 + 4 = \underline{\quad}$ $8 - 3 = \underline{\quad}$ $10 + 5 = \underline{\quad}$ $7 - 3 = \underline{\quad}$ $8 + 3 = \underline{\quad}$ $11 - 5 = \underline{\quad}$ </p> <p>Complete two of the following activities</p> <ul style="list-style-type: none"> • Learn to tie your shoelaces. • Build a cubby out of blankets. <p>Read your favourite book to a toy.</p>																					
<p>Other</p>																						

Tuesday

Spelling	Write 3 sentences from your word list.
Reading	Read a book of your choice for 10 minutes.
Writing	<p style="text-align: center;">Let's go on a Noun Hunt</p> List the nouns around your house:
Maths TEN activity	Write all the ways you can make 10 e.g. $1 + 9 = 10$
Maths	 <p>1 Colour one part of each whole shape (one-half).</p> <p>a  b  c </p> <p>d  e </p> <p>2 Colour one part of each group (one-half).</p> <p>a  b  c </p> <p>3 Show some ways to divide a square into halves.</p> <p>a  b  c </p>
Other	<p>Complete the following activities</p> <ul style="list-style-type: none">• Create a picture using natural items from your garden.• Design a theme park for your toys. Put on a play for your family.

Wednesday


Spelling	Write out your spelling words 3 times using a texta, pencil and pen.																																																
Reading	Read a book of your choice for 10 minutes.																																																
Maths - TEN activity	Skip count by 10's to 100 in a robot voice. Skip count by 5's to 100 in a mouse voice. Skip count by 2's to 50 in a singing voice.																																																
Maths	<p>Look out your window and record the cars that you can see on the graph below.</p> <div data-bbox="523 645 1286 779" style="text-align: center;"><h1 style="display: inline-block; margin-left: 20px;">Car Graphing</h1></div> <table border="1" data-bbox="528 801 1302 1469" style="margin: 20px auto;"><tbody><tr><td>7</td><td></td><td></td><td></td><td></td><td></td></tr><tr><td>6</td><td></td><td></td><td></td><td></td><td></td></tr><tr><td>5</td><td></td><td></td><td></td><td></td><td></td></tr><tr><td>4</td><td></td><td></td><td></td><td></td><td></td></tr><tr><td>3</td><td></td><td></td><td></td><td></td><td></td></tr><tr><td>2</td><td></td><td></td><td></td><td></td><td></td></tr><tr><td>1</td><td></td><td></td><td></td><td></td><td></td></tr><tr><td></td><td style="text-align: center;"> white</td><td style="text-align: center;"> black</td><td style="text-align: center;"> grey</td><td style="text-align: center;"> blue</td><td style="text-align: center;"> red</td></tr></tbody></table> <p>Which colour car did you see the most?</p> <p>Which colour car did you see the least?</p> <p>How many cars did you see altogether? _____</p>	7						6						5						4						3						2						1							 white	 black	 grey	 blue	 red
7																																																	
6																																																	
5																																																	
4																																																	
3																																																	
2																																																	
1																																																	
	 white	 black	 grey	 blue	 red																																												
Other	<p>Complete the following:</p> <ul style="list-style-type: none">• Create a list of your favourite jokes and ring your parents to tell them. Ask if they have any jokes to tell you.• If you could have any pet in the world, what would it be?• Create a new invention using boxes.																																																

Spelling
 Spell your words aloud in your best grumpy teacher voice. Write your spelling words on a piece of paper.

Reading
 Read a book of your choice for 10 minutes.

Writing
 Unscramble the following words to make a sentence.

played	the	I	in
weekend	on	garden	the







Maths - TEN activity
 Roll a dice or flip 2 cards and add together (10 times)





Maths

UNIT 2 Identifying features of objects





1 Put a cross on each object that has a circle as one of its surfaces.





2 Circle all the objects that have a square as one of their faces.





3 Put a cross on all the objects that come to a point.

4 Circle all the objects that have a rectangle as one of their surfaces.

5 Tick all objects that have curved surfaces.

Complete the following:

- Other**
- Design a new board game.
 - Make bubble mixture using dishwashing liquid.
 - Learn to tie your shoelaces.



Friday

Spelling	Ask a parent or friend to quiz you on your spelling list.														
Reading	Read a book of your choice for 10 minutes.														
Writing	<p>Select a familiar story eg, Little Red riding Hood and ask your child to think about the characters, setting (when/where), problem and solution.</p> <p>For this activity, get your child to write and/or draw the different parts of the story.</p> <p style="text-align: center;">STORY STRUCTURE!</p> <div style="text-align: center;"><table border="1" style="margin: auto;"><tr><td style="width: 150px; height: 80px; vertical-align: top;">Characters:</td><td style="width: 150px; height: 80px; vertical-align: top;">Setting:</td></tr><tr><td colspan="2" style="text-align: right; padding-right: 10px;">↓</td></tr><tr><td colspan="2" style="height: 80px; vertical-align: top;">Beginning:</td></tr><tr><td colspan="2" style="text-align: right; padding-right: 10px;">↓</td></tr><tr><td colspan="2" style="height: 80px; vertical-align: top;">Middle:</td></tr><tr><td colspan="2" style="text-align: right; padding-right: 10px;">↓</td></tr><tr><td colspan="2" style="height: 80px; vertical-align: top;">End:</td></tr></table></div>	Characters:	Setting:	↓		Beginning:		↓		Middle:		↓		End:	
Characters:	Setting:														
↓															
Beginning:															
↓															
Middle:															
↓															
End:															
Maths - TEN activity	Start at 18 roll a dice or turn a card and take that number away (10 times)														



Maths

UNIT 3 Equal groups

1 Complete the number sentences.


a  **b** 

2 groups of equals groups of equals


c  **d** 


groups of equals groups of equals

2 Draw 2 groups of 5 apples.

3 Draw 3 groups of 4 balls.



Other

Complete the following:

- Read your favourite book to a toy.
- Write a story using your favourite superhero or character.
- Ring your grandparents and ask them about their day.

Websites

Studyladder - free sign up - all subjects

<https://www.studyladder.com.au/>

Prodigy - free sign up - maths

<https://www.prodigygame.com/>

BBC KS1 Bitesize - Literacy and maths

<https://www.bbc.co.uk/bitesize>

Khan Academy

<https://www.khanacademy.org/>