


Year 4 Home Booklet 15

Monday

Spelling	<i>The digraph /ci/ making the sound 'sh' as in special.</i>			
	Rainbow	Red	Orange	Green
	<p>Rainbow: The graph /o/ making the sound 'o' as in frog.</p> <p>shop lost from sorry follow</p>	<p>social special racial official facial</p>	<p>specialist especially financial precious vicious</p>	<p>electrician delicious precious suspicious mathematici an</p>

Writing

INFORMATION REPORT WRITING Kangaroo



Habitat

- Eastern Australia
- Flat, open plains and grasslands

Classification

- Marsupial
- Mammal
- Live between 10 and 23 years

Diet

- Grass
- Plants
- Leaves
- Tree bark
- Shrubs

Appearance

- Large feet
- Powerful hind legs
- Long, strong tail
- Small front legs
- Sharp claws
- Fur covered body
- Can reach a height of 2m when standing up

Lifestyle


- Live in groups called mobs
- Mobs are made up of around 50 animals
- When threatened, kangaroos pound the ground with the strong feet to warn others
- Will fight by punching and kicking
- Female kangaroos have a pouch to carry their babies (joeys)
- Can travel at speeds of more than 56km/h
- Leap more than 9m in a single leap

Using the information provided in the fact card. Write a sizzling start based on the following picture of a Kangaroo. A sizzling start should be 1-2 sentences long and hook your reader in straight away it may be a:

- sound hook using a rhetorical question
- action hook
- painting a word picture

Remember you're writing an informative text not a narrative (story).

Reading	Read for 20 minutes.
Sentence of the Day	<p>Authors often use adverbs (words used to describe verbs, adjectives or other adverbs) to make their writing more interesting and to give the reader more information. Use adverbs to describe the underlined verb in these sentences so that they are more interesting.</p> <ul style="list-style-type: none"> The dog <u>ran</u> across the road. (Tell how it ran)
Comprehension	<p>Read the passage at the bottom of the booklet and answer the questions attached.</p> <p>The activity will ask you to find the facts and the opinions within the passage so when you begin reading keep this in mind.</p> <p style="color: blue;">If something is <i>true</i>, or it <i>really happened</i>, it is a <u>fact</u>.</p> <p style="color: blue;">If something is what <i>someone thinks</i> or <i>believes</i>, it is an <u>opinion</u>.</p>

Maths Problem Solving	<p>Video games cost \$5 each. How many can you buy with \$156?</p> 
-----------------------	--

Maths:
Answer the questions from the worksheet in your workbook.

Hund Tens Ones

2	5	3
4	7	7

$9 \times 3 = 27$. Write the 7 in the ones column and trade the 2 to the tens column.

$9 \times 5 \text{ tens} = 45$ plus the 2 tens traded = 47 tens. Write a 7 in the tens column and a 4 in the hundreds column.

1 Solve the multiplications using the contracted form.

a	b	c	d	e
Hund Tens Ones	Hund Tens Ones	Hund Tens Ones	Hund Tens Ones	Hund Tens Ones
2 5	2 7	3 3	4 4	3 6
\times 3	\times 4	\times 3	\times 5	\times 4
_____	_____	_____	_____	_____
_____	_____	_____	_____	_____

f	g	h	i	j
Hund Tens Ones	Hund Tens Ones	Hund Tens Ones	Hund Tens Ones	Hund Tens Ones
5 4	3 7	4 5	2 6	1 9
\times 4	\times 5	\times 6	\times 7	\times 8
_____	_____	_____	_____	_____
_____	_____	_____	_____	_____

2 Calculate how much each worker would save.

<p>a</p> <div style="border: 1px solid black; padding: 5px; display: inline-block;"> Bank book How much would Pedro save in 5 weeks if he saved \$27 each week? </div> <div style="display: inline-block; vertical-align: middle;"> <table style="border-collapse: collapse;"> <tr><td style="border-right: 1px solid black; padding: 5px;">Hund Tens Ones</td><td style="padding: 5px;">x</td><td style="padding: 5px;">_____</td></tr> <tr><td style="border-right: 1px solid black; padding: 5px;">\$</td><td style="padding: 5px;">x</td><td style="padding: 5px;">\$ _____</td></tr> </table> </div>	Hund Tens Ones	x	_____	\$	x	\$ _____	<p>d</p> <div style="border: 1px solid black; padding: 5px; display: inline-block;"> Bank book Jean saved \$36 each week for 7 weeks. What are her total savings? </div> <div style="display: inline-block; vertical-align: middle;"> <table style="border-collapse: collapse;"> <tr><td style="border-right: 1px solid black; padding: 5px;">Hund Tens Ones</td><td style="padding: 5px;">x</td><td style="padding: 5px;">_____</td></tr> <tr><td style="border-right: 1px solid black; padding: 5px;">\$</td><td style="padding: 5px;">x</td><td style="padding: 5px;">\$ _____</td></tr> </table> </div>	Hund Tens Ones	x	_____	\$	x	\$ _____
Hund Tens Ones	x	_____											
\$	x	\$ _____											
Hund Tens Ones	x	_____											
\$	x	\$ _____											
<p>b</p> <div style="border: 1px solid black; padding: 5px; display: inline-block;"> Bank book How much would Maria save in 6 weeks if she saved \$35 each week? </div> <div style="display: inline-block; vertical-align: middle;"> <table style="border-collapse: collapse;"> <tr><td style="border-right: 1px solid black; padding: 5px;">Hund Tens Ones</td><td style="padding: 5px;">x</td><td style="padding: 5px;">_____</td></tr> <tr><td style="border-right: 1px solid black; padding: 5px;">\$</td><td style="padding: 5px;">x</td><td style="padding: 5px;">\$ _____</td></tr> </table> </div>	Hund Tens Ones	x	_____	\$	x	\$ _____	<p>e</p> <p>If John saved \$34 each week for 7 weeks, would he have enough to buy a stereo for \$250?</p> <p style="text-align: center;">Yes No</p> <div style="display: inline-block; vertical-align: middle;"> <table style="border-collapse: collapse;"> <tr><td style="border-right: 1px solid black; padding: 5px;">Hund Tens Ones</td><td style="padding: 5px;">x</td><td style="padding: 5px;">_____</td></tr> <tr><td style="border-right: 1px solid black; padding: 5px;">\$</td><td style="padding: 5px;">x</td><td style="padding: 5px;">\$ _____</td></tr> </table> </div>	Hund Tens Ones	x	_____	\$	x	\$ _____
Hund Tens Ones	x	_____											
\$	x	\$ _____											
Hund Tens Ones	x	_____											
\$	x	\$ _____											
<p>c</p> <div style="border: 1px solid black; padding: 5px; display: inline-block;"> Bank book Billy saved \$45 each week for 5 weeks. What are his total savings? </div> <div style="display: inline-block; vertical-align: middle;"> <table style="border-collapse: collapse;"> <tr><td style="border-right: 1px solid black; padding: 5px;">Hund Tens Ones</td><td style="padding: 5px;">x</td><td style="padding: 5px;">_____</td></tr> <tr><td style="border-right: 1px solid black; padding: 5px;">\$</td><td style="padding: 5px;">x</td><td style="padding: 5px;">\$ _____</td></tr> </table> </div>	Hund Tens Ones	x	_____	\$	x	\$ _____	<p>f</p> <p>If Jim saved \$48 each week for 5 weeks would he have saved more than Maria?</p> <p style="text-align: center;">Yes No</p> <div style="display: inline-block; vertical-align: middle;"> <table style="border-collapse: collapse;"> <tr><td style="border-right: 1px solid black; padding: 5px;">Hund Tens Ones</td><td style="padding: 5px;">x</td><td style="padding: 5px;">_____</td></tr> <tr><td style="border-right: 1px solid black; padding: 5px;">\$</td><td style="padding: 5px;">x</td><td style="padding: 5px;">\$ _____</td></tr> </table> </div>	Hund Tens Ones	x	_____	\$	x	\$ _____
Hund Tens Ones	x	_____											
\$	x	\$ _____											
Hund Tens Ones	x	_____											
\$	x	\$ _____											

Other



Do some cooking with an adult at home. **Here's a recipe to try -Lemon slice.** Put ingredients together and make through the week. If you aren't able to cook at home, you can create your own recipe for something yummy and write it down!

Or

Help with some jobs around the house

PDHPE: Try this Disney Dance workout!

<https://www.youtube.com/watch?v=CxgD9P-kMjE>

Tuesday

<p>Spelling</p>	<p>Write your spelling words and record the syllables and sounds in each of your words.</p>												
<p>Writing</p>	<p>Reread your sizzling start from yesterday. Today we are going to add three facts to your informative text. Fact 1 (pebble), Fact 2 (rock) and Fact 3 (boulder). All the facts are presented in the fact card of the Kangaroo. Fact 1 can be about Habitat, Fact 2 about Appearance and Fact 3 about Lifestyle. Fact 1, 2 and 3 should follow the sequence of a sizzling start..... and include techniques of Tightening Tension.</p> <p>Tightening Tension Techniques:</p> <table border="1" data-bbox="379 1137 1453 1597"> <thead> <tr> <th>TECHNIQUE</th> <th>EFFECT</th> <th>EXAMPLE</th> </tr> </thead> <tbody> <tr> <td>Paint a word picture</td> <td>Painting a word picture using all of the senses makes the reader feel like they are present in the moment.</td> <td><i>Flying a glider is completely different to flying a plane. It's cold up there in the crisp, blue sky. There is hardly any sound - no engine noise, only the whistle of air over the wingtips.</i></td> </tr> <tr> <td>Short, sharp sentences</td> <td>Using short, sharp sentences gives a sense of haste or urgency.</td> <td><i>There's movement in the reef below. Sharks. Lots of sharks.</i></td> </tr> <tr> <td>Opposition and contrast</td> <td>Using contrasting images, words, pace or points of view adds drama.</td> <td><i>Right there in the heart of the bustling metropolis is a small slice of tranquillity. Stepping out of the relentless stream of pedestrians in to Central Park feels like entering a different world.</i></td> </tr> </tbody> </table> <div data-bbox="534 1624 1225 1899" style="border: 1px solid black; padding: 10px; margin: 10px 0;"> </div> <p style="text-align: center;">Example of a paragraph on Turtles Appearance:</p> <p>Sizzling start</p> <p>Fact</p> <p>Tightening Tension</p> <p>Have you ever wished you had a shield to carry around with you?</p>	TECHNIQUE	EFFECT	EXAMPLE	Paint a word picture	Painting a word picture using all of the senses makes the reader feel like they are present in the moment.	<i>Flying a glider is completely different to flying a plane. It's cold up there in the crisp, blue sky. There is hardly any sound - no engine noise, only the whistle of air over the wingtips.</i>	Short, sharp sentences	Using short, sharp sentences gives a sense of haste or urgency.	<i>There's movement in the reef below. Sharks. Lots of sharks.</i>	Opposition and contrast	Using contrasting images, words, pace or points of view adds drama.	<i>Right there in the heart of the bustling metropolis is a small slice of tranquillity. Stepping out of the relentless stream of pedestrians in to Central Park feels like entering a different world.</i>
TECHNIQUE	EFFECT	EXAMPLE											
Paint a word picture	Painting a word picture using all of the senses makes the reader feel like they are present in the moment.	<i>Flying a glider is completely different to flying a plane. It's cold up there in the crisp, blue sky. There is hardly any sound - no engine noise, only the whistle of air over the wingtips.</i>											
Short, sharp sentences	Using short, sharp sentences gives a sense of haste or urgency.	<i>There's movement in the reef below. Sharks. Lots of sharks.</i>											
Opposition and contrast	Using contrasting images, words, pace or points of view adds drama.	<i>Right there in the heart of the bustling metropolis is a small slice of tranquillity. Stepping out of the relentless stream of pedestrians in to Central Park feels like entering a different world.</i>											

Turtles have a hard shell called a carapace on their back. The carapace is covered in another layer of protection, hard scales called scutes. This protects them from their enemies. Some turtles can even retract their necks and heads and hide inside their shells if they are being attacked!

Reading Read for 20 minutes

Sentence of the Day. Add an adverb to the sentence.
 • The girl played with her kitten. (Tell how she played)

Comprehension Draw a picture of two characters from a book you are reading side by side. Identify the differences between the two characters. Make sure you mention their physical differences (how they look different) and their behaviour differences (how they act differently).

Maths activity

Maths Problem Solving Questions

2. In the long jump, Athlete A jumped a length of 534cm and then 614cm. Athlete B jumped a length of 745cm and then 498cm. What was the total length for each athlete and the difference between them?

Maths: Answer the questions from the worksheet in your workbook.

UNIT 20 3-digit subtraction with trading

1 Complete the 3-digit algorithms (trading in tens).

a Hund Tens Ones

$$\begin{array}{r} 748 \\ - 375 \\ \hline \end{array}$$

b Hund Tens Ones

$$\begin{array}{r} 833 \\ - 651 \\ \hline \end{array}$$

c Hund Tens Ones

$$\begin{array}{r} 646 \\ - 375 \\ \hline \end{array}$$

d Hund Tens Ones

$$\begin{array}{r} 433 \\ - 251 \\ \hline \end{array}$$

e Hund Tens Ones

$$\begin{array}{r} 645 \\ - 492 \\ \hline \end{array}$$

f Hund Tens Ones

$$\begin{array}{r} 336 \\ - 174 \\ \hline \end{array}$$

g Hund Tens Ones

$$\begin{array}{r} 546 \\ - 383 \\ \hline \end{array}$$

h Hund Tens Ones

$$\begin{array}{r} 945 \\ - 783 \\ \hline \end{array}$$

i Hund Tens Ones

$$\begin{array}{r} 702 \\ - 265 \\ \hline \end{array}$$

j Hund Tens Ones

$$\begin{array}{r} 904 \\ - 681 \\ \hline \end{array}$$

k Hund Tens Ones

$$\begin{array}{r} 606 \\ - 153 \\ \hline \end{array}$$

l Hund Tens Ones

$$\begin{array}{r} 401 \\ - 262 \\ \hline \end{array}$$

m Hund Tens Ones

$$\begin{array}{r} 907 \\ - 763 \\ \hline \end{array}$$

2 Complete the number cross.

1		2		3	4	
5	6			7		8
9		10		11	12	
13				14		15
16				17		

Across

1 $664 - 351 = \underline{\quad}$ **3** $647 - 235 = \underline{\quad}$ **5** $542 - 114 = \underline{\quad}$ **7** $766 - 232 = \underline{\quad}$ **9** $539 - 225 = \underline{\quad}$ **11** $999 - 137 = \underline{\quad}$ **13** $696 - 176 = \underline{\quad}$ **14** $754 - 386 = \underline{\quad}$ **16** $674 - 409 = \underline{\quad}$ **17** $833 - 153 = \underline{\quad}$

Down

2 $528 - 210 = \underline{\quad}$ **4** $398 - 255 = \underline{\quad}$ **6** $598 - 307 = \underline{\quad}$ **7** $689 - 151 = \underline{\quad}$ **8** $577 - 135 = \underline{\quad}$ **9** $592 - 277 = \underline{\quad}$ **10** $910 - 490 = \underline{\quad}$ **12** $884 - 258 = \underline{\quad}$ **14** $521 - 155 = \underline{\quad}$ **15** $974 - 174 = \underline{\quad}$

3 Create a problem to suit the algorithm.

Hund	Tens	Ones	
8	4	3	
-	6	2	5

Other

Tinfoil Boat Challenge:

Build a tinfoil boat and test how much weight it can hold to stay afloat. You will need a container to hold the water, some Al foil for your boat and something to act as weights (that will fit inside the boat). How much weight can your boat hold before sinking? Take a picture and post to Seesaw.



Or

Help in the yard by pulling out some weeds and tidying around the house.

Or

PDHPE: Try this fun at home kids workout!

https://www.youtube.com/watch?v=L_A_HjHZxfI

Wednesday

Spelling

Write all of your words in **sentences**.

Writing

Today you're going to write an ending with impact for your informative text on Kangaroos. An ending should leave the reader feeling satisfied, inspired or keen to learn more. There are two techniques you can use when writing an ending with impact:

- **Call to action:** Make the reader do something. You can use a rhetorical question.
- **Make the reader think:** Use emotive language to make the reader feel something.

An example:

Call to action	Rhetorical question	<i>More than one hundred thousand Australian students took part in the Schools Strike 4 Climate Change. So, what can you do to help? Download the Climate Action Toolkit and start making an impact today.</i>
Make the reader think	Emotive language	<i>Although the Earth now has more trees than it did 35 years ago, this does not mean that deforestation is no longer a threat. Cutting down forests and replacing them with timber plantations has a devastating effect on biodiversity. The grim reality is that our efforts to repair the damage caused by deforestation are making the true extent of environmental harm less visible.</i>



Reading

Read for 20 minutes.

Sentence of the Day

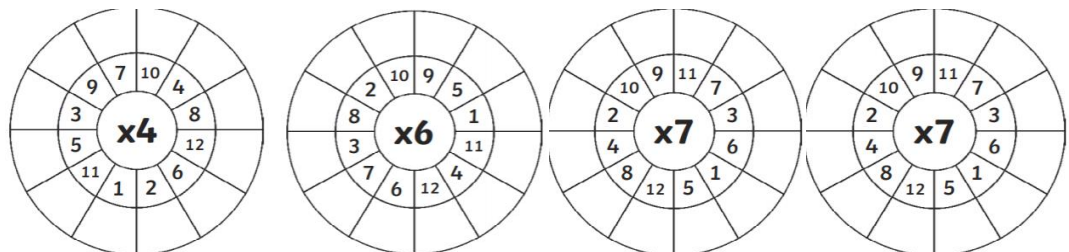
Add an adverb to the sentence.

- A puppy ran across the grass. (Tell how it ran)

Comprehension

Watch a Youtube video about an animal of your choice. Summarise in a paragraph where the animal lives, what they eat and what they look like. Draw a picture of the animal underneath your paragraph.

Maths activity



Maths Problem Solving



6. Read the following table showing the results of the men's 800 metre freestyle swimming race. Which country won the race? What is the time difference between first and last place?

Country	Time in Minutes
Spain	8.27
Australia	8.08
Germany	8.38
USA	8.55
UK	8.10
New Zealand	8.04
China	8.46
Denmark	8.29

Maths: Answer the questions from the worksheet in your workbook.

Data – tallies

The tally method is where we count in 5s. We put a stroke for each number and the fifth one is a line that goes diagonally through.



1 Find the total of each tally amount:

a

b

c

d

2 Molly is keeping a training diary where she records the laps she runs around the oval near her house. Redo this data using the tally method.

Molly's training	
Monday	
Wednesday	
Friday	

Molly's training	
Monday	
Wednesday	
Friday	

3 A movie theatre collected data on the number of kids and adults that attended a recent movie screening. A kid's ticket is all ages up to 15 and an adult's ticket is 16 and above.

Ages of ticket buyers										
40	12	19	42	36	25	9	12	12	40	14
8	21	30	10	14	28	30	15	7	27	10
9	25	5	32	15	8	16	19	36	12	18

a Count how many kids' tickets and how many adults' tickets were sold using the tally method in this table:

Type of ticket	Amount sold
Kids	
Adults	

b Why do you think they conducted this survey?


Geography

Australia's Settlement Patterns

The spaces in Australia can be arranged in many different ways, for example – states and territories, climate zones, Aboriginal Language Groups.

This map shows Australia arranged in settlement patterns. A settlement is a place where people choose to build and live. This settlement pattern map shows where people live in Australia. The more dots there are the more people live there.



	<p>1. Why do you think so many people live along the coastlines of Australia?</p> <p>_____</p> <p>_____</p> <p>_____</p> <p>2. Why do you think there are more people living along the east coast than the west coast? Hint: Think about the First Fleet</p> <p>_____</p> <p>_____</p> <p>_____</p> <p>3. Look at the picture below of the Great Australian Bite. Why do you think very few people live there?</p> <p>_____</p> <p>_____</p> <p>_____</p>  <p>4. In very populated areas (like a city) what man-made features might you expect to see? For example: Highways</p> <p>_____</p> <p>_____</p> <p>_____</p> <p>Antarctica is one of the most remote places in the world. The only people who live there are those that work in research stations. Think about its climate and natural features and design a settlement for families. You could include a school, shop and maybe even a playground, but keep in mind....IT IS ANTARCTICA!</p>
Other	<p>Collect a variety of silver things from your garden or house and arrange them in a scene. Take a photo of your artwork or redraw and colour your artwork in your book.</p> <p>Or</p> <p>Try some kids yoga at https://www.youtube.com/watch?v=Td6zFtZPkJ4</p>

Thursday

Spelling	Rainbow write your spelling words (write each word in different colours of the rainbow.)
----------	---



Write a descriptive paragraph based on this picture, remember to include your five senses (**see, hear, taste, touch, feel**) to make your writing paint a picture. Before you write, brainstorm ideas for each sense and use the five senses word mat below to help you!

<h3 style="text-align: center; color: orange;">Hearing</h3> <p style="text-align: center;">listen noise</p> <p style="text-align: center;">hear sound</p> <div style="display: flex; justify-content: space-between;"> <div style="width: 45%;"> <p>loud high noisy shrill squeaky creaky bang boom music echo audio</p> </div> <div style="width: 45%; text-align: right;"> <p>quiet low shout yell hush whisper audible inaudible singing thud</p> </div> </div>	<h3 style="text-align: center; color: teal;">Sight</h3> <p style="text-align: center;">look see</p> <p style="text-align: center;">notice observe</p> <p style="text-align: center;">colours</p> <p style="text-align: center;">green black blue white pink orange yellow grey brown purple red</p> <div style="display: flex; justify-content: space-between;"> <div style="width: 45%;"> <p>transparent multicoloured shadows</p> </div> <div style="width: 45%; text-align: right;"> <p>opaque translucent colourful dark light reflection</p> </div> </div>	<h3 style="text-align: center; color: green;">Smell</h3> <p style="text-align: center;">stench odour</p> <p style="text-align: center;">scent aroma</p> <div style="display: flex; justify-content: space-between;"> <div style="width: 45%;"> <p>aromatic fresh fruity musty pungent putrid</p> </div> <div style="width: 45%; text-align: right;"> <p>fragrant rancid rotten sharp stagnant strong sweet</p> </div> </div>
<h3 style="text-align: center; color: purple;">Taste</h3> <p style="text-align: center;">eat drink</p> <p style="text-align: center;">salty umami</p> <div style="display: flex; justify-content: space-between;"> <div style="width: 45%;"> <p>minty sour tangy yucky bland bitter acidic spicy sweet mild tasty hot rotten peppery stale fruity savoury sugary delicious flavourful scrumptious tasteless</p> </div> <div style="width: 45%; text-align: right;"> <p>umami yucky bitter spicy tasty rotten stale fruity delicious tasteless</p> </div> </div>	<h3 style="text-align: center; color: blue;">Touch</h3> <p style="text-align: center;">feel</p> <p style="text-align: center;">hard soft</p> <div style="display: flex; justify-content: space-between;"> <div style="width: 45%;"> <p>rough flat hot warm prickly woolly dry bushy damp silky smooth</p> </div> <div style="width: 45%; text-align: right;"> <p>smooth bumpy cold cool spiky scaly wet waxy soaking abrasive knobbly</p> </div> </div>	

Reading

Read for 20 minutes.

Sentence of the Day

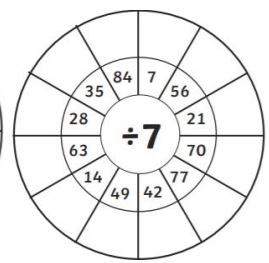
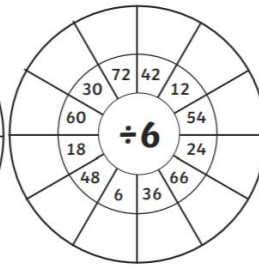
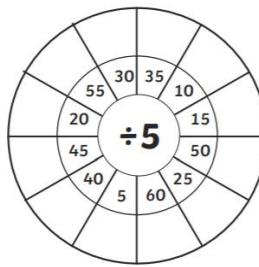
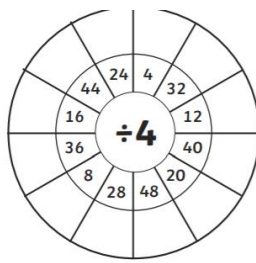
Add an adverb to the sentence.

- Children splashed in the water. (Tell how they splashed)

Comprehension

Watch an episode of your favourite TV show and write down 5 interesting facts about the episode.

Maths activity



Maths Problem Solving



7. The opening ceremony of the Olympics was attended by people from all around the world. $\frac{2}{8}$ of the audience were from Europe, $\frac{1}{8}$ from Australia and $\frac{3}{8}$ from the USA. What fraction of the crowd was from other places in the world?

Maths:
Answer the questions from the worksheet in your workbook.

Chance – coin investigation

If we toss 2 coins, we can expect 4 possible outcomes.

		Coin 1	
		H	T
Coin 2	H	HH	HT
	T	TH	TT

If we use a table to show the possible outcomes of tossing 2 coins 4 times, we would expect it to look like this:

		Possible outcomes			
		TT	TH	HH	HT
Toss	1				✓
	2			✓	
	3		✓		
	4	✓			

Would it be possible for the coins to land on HH 4 times? Yes it would, however, it would be a surprising result.

1 Complete these experiments:

a Toss 2 coins 8 times and show the results on this table:

		Possible outcomes			
		TT	TH	HH	HT
Toss	1				
	2				
	3				
	4				
	5				
	6				
	7				
	8				

b Repeat this experiment again, and show the results on this table:

		Possible outcomes			
		TT	TH	HH	HT
Toss	1				
	2				
	3				
	4				
	5				
	6				
	7				
	8				

c Were your results in question a and b surprising? Why or why not?

Materials needed

ACTIVITY QUESTION 7

**Hands on group activity:
Who am I?**

Each group will need:

- a ball of clay
- an eraser
- a plastic bottle
- a stone
- a metal coin
- a cotton cloth
- a cup of water
- a plastic pipette



Hands on group activity: Who Am I?

Step 1: Collect the materials listed on page 2.

Step 2: Read the 'Who am I?' property clues. Use your sense of sight and touch to work out which material each one is describing. You may need to use the water and pipette to test whether each material is waterproof or absorbent.

Clue: I am flexible, soft and brown.

I am: _____

Clue: I am light, soft, flexible and absorbent.

I am: _____

Clue: I am waterproof. I can be transparent or opaque. I can be rigid or flexible.

I am: _____

From the remaining materials, choose two and write a Who am I? property clue for each one. Try to include at least two properties in your clue. Swap your property clues with a partner and answer each others' clues.

Clue:

I am: _____

Clue:

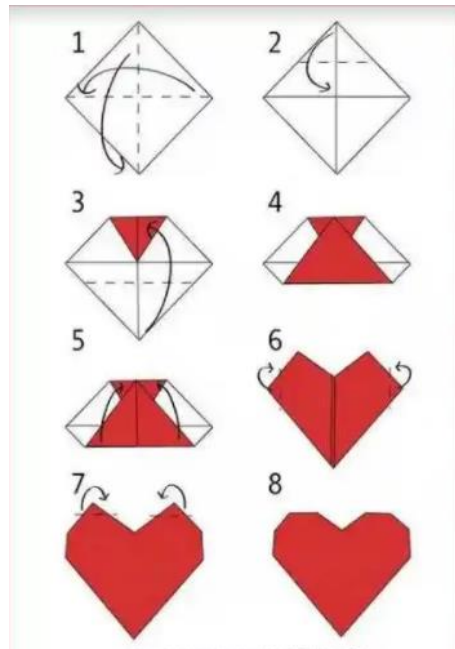
I am: _____

Other

Listen to some music and relax

Or

Make an origami heart and decorate it. You can give it to a loved one as an act of kindness. Hint: if using A4 paper, make it into a square first.

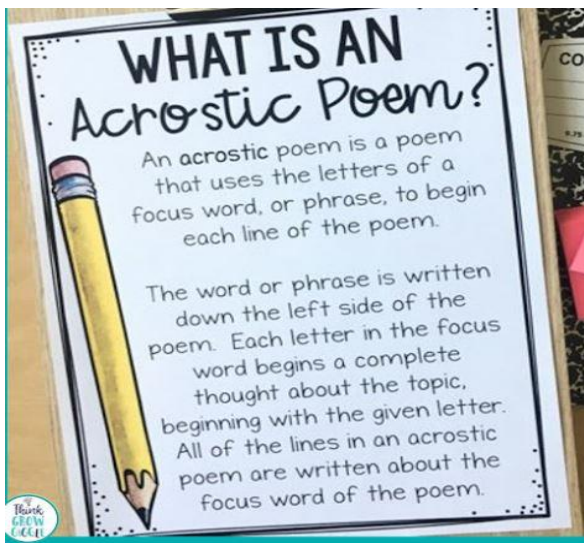


Friday

Spelling

Get someone to test you on your spelling words or do a look cover write check with them.

Writing



Can you write an Acrostic Poem on Australia. Remember to include descriptive language and each letter must begin with a word relating to Australia. Think about places you've visited in Australia.

A
U
S
T
R
A
L
I
A

Reading

Read for 20 minutes

Sentence of the Day

Add an adverb to the sentence.

- The sun rose in the sky. (Tell how it rose)

Maths activity

Write a number in the middle of the target. Using addition, subtraction, multiplication or division, make as many equations as you can that equal the target number.



Maths
Problem
Solving



10. If the morning sporting events started at 9:15 am and stopped for a break at 12:30 pm, how long were the morning events taking place?

Maths:
Answer the questions from the worksheet in your workbook.

Prize winner

Congratulations! You have won \$5999 worth of goods from the Better Goods Department Store. You can select anything you like from the list below, but the total value must not be more than \$5999 or you will lose the lot.

\$2188	\$598	\$2199	\$129	\$549
\$349	\$848	\$1499	\$538	

Task:
Create as many different combinations of goods you could select without exceeding \$5999.

Other

Choose 1
PDHPE: Get some exercise, do 3 sets of 10 star jumps, squats and any arm exercise. Go outside and kick or throw a ball.
Play on the trampoline.

Benjamin Sees a Sloth

Benjamin's class was learning about unusual animals. Today they were going on a field trip to the zoo to see some of the animals they had learned about. Benjamin's favorite was the sloth. He had never seen one, but he had learned a lot about them, and seen pictures of them. They were so cute. They had big round eyes, and looked like they were wearing a mask. The sloths in all of the pictures looked like they were smiling.

Benjamin remembered a story he had read about sloths. The story said that many sloths live in the tropical forests in the South American country of Bolivia. Santa Cruz, a large city in Bolivia, has many large parks with old and beautiful trees. Years ago, many sloths lived in these trees. People liked to come to the parks and look for the sloths. Even though there were many sloths in the parks, they were hard to see. Their fur was as green as the leaves of the trees they lived in. Benjamin wished he could have visited one of those parks. He was sure he would have been able to spot the sloths, even if they were hard to see.

The story went on to say that there was a problem with the sloths in the parks. Even though sloths don't move very often, and are very, very slow when they do move, they do not like to be bothered. And if they are bothered, their long curved claws make very good weapons. Children in the parks, and even some adults, would poke at the sloths to try to get them to move. Some of these people got serious scratches and cuts from the sloths' sharp claws. The city decided to move the sloths out of the parks and back to the forests that were their natural home. Benjamin decided that had been a good idea. The sloths would be safer, and so would the people.

Benjamin's class arrived at the zoo, and they finally came to the section where the sloths lived. The sign said there were two sloths. It was a large area, with many trees. Benjamin looked and looked, but he didn't see the sloths. He was very disappointed. Then his teacher said, "Look there!" and pointed. And there was one of the sloths, just ten feet away from Benjamin, a little higher than his head. And it was even cuter in person than it was in the pictures.



Answers

Circle the word “fact” if it is true or it really happened in the story.
Circle the word “opinion” if it is what someone thinks or believes.

1. Benjamin’s favorite animal was the sloth.	Fact or Opinion
2. Benjamin had seen lots of pictures of sloths.	Fact or Opinion
3. Benjamin thought sloths were cute.	Fact or Opinion
4. Benjamin thought the sloths in the pictures looked like they were smiling.	Fact or Opinion
5. Santa Cruz is a large city in Bolivia.	Fact or Opinion
6. Years ago, sloths lived in the parks in Santa Cruz.	Fact or Opinion
7. Benjamin wished he could have seen the sloths in the city parks of Santa Cruz.	Fact or Opinion
8. Sloths can use their long claws as weapons.	Fact or Opinion
9. Sometimes people in the Santa Cruz parks would tease the sloths	Fact or Opinion
10. Benjamin decided that the Santa Cruz sloths would be safer in the forest.	Fact or Opinion
11. There were two sloths in the zoo Benjamin visited.	Fact or Opinion
12. Benjamin could not see the sloths at first.	Fact or Opinion
13. Benjamin was disappointed when he could not see the sloths at first	Fact or Opinion
14. Benjamin’s teacher pointed to one of the sloths in the zoo.	Fact or Opinion
15. Benjamin thought the sloth at the zoo was even cuter than the sloths in the pictures.	Fact or Opinion