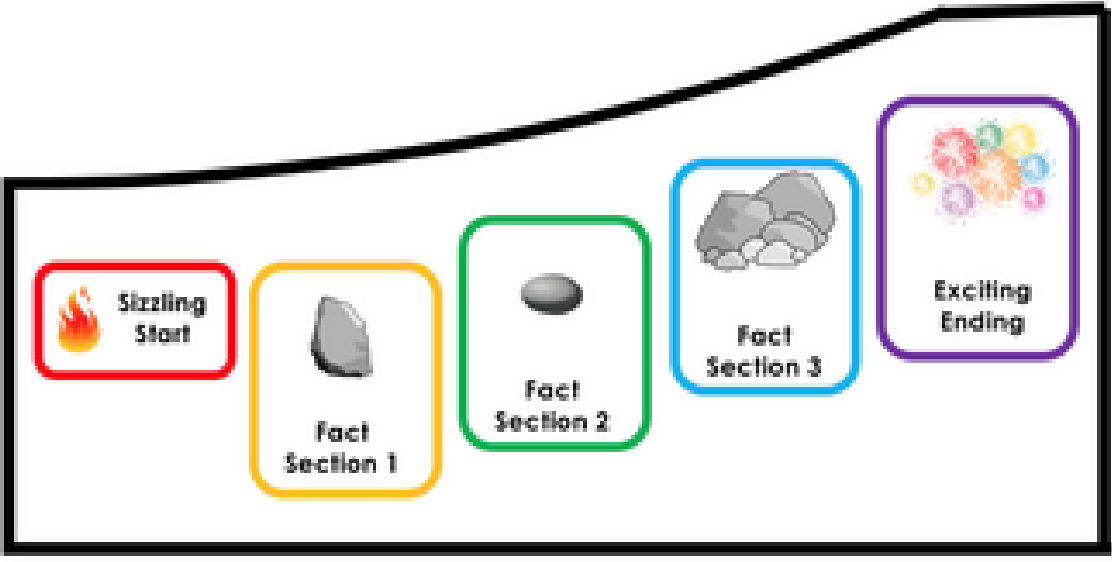


Year 2 Work Booklet 16

Monday

<p>Spelling</p>	<p>Read your words out loud and write each word broken down into syllables and sounds.</p> <p>The digraph /sh/ making the sound “sh” as in shark.</p> <table border="1" style="width: 100%; border-collapse: collapse;"> <tr> <td style="background-color: #f8d7da; width: 33%; padding: 5px;"> <p>Red</p> <p>she fish rush rash shin shop ship wish</p> </td> <td style="background-color: #fff3f3; width: 33%; padding: 5px;"> <p>Orange</p> <p>crush flesh fresh splash trash shave share splashed</p> </td> <td style="background-color: #d4edda; width: 33%; padding: 5px;"> <p>Green</p> <p>shadow shabby banish vanish abolish astonish punish shallow</p> </td> </tr> </table>	<p>Red</p> <p>she fish rush rash shin shop ship wish</p>	<p>Orange</p> <p>crush flesh fresh splash trash shave share splashed</p>	<p>Green</p> <p>shadow shabby banish vanish abolish astonish punish shallow</p>
<p>Red</p> <p>she fish rush rash shin shop ship wish</p>	<p>Orange</p> <p>crush flesh fresh splash trash shave share splashed</p>	<p>Green</p> <p>shadow shabby banish vanish abolish astonish punish shallow</p>		
<p>Phonics</p>	<p>Say these words out loud and then say them in syllables using your karate hands. Write down how syllables they each have. Then come up with your own words that are three syllables!</p> <p>Stop, whiteboard, chocolate, caterpillar, backyard, plate</p>			
<p>Writing</p>	<p>Use the report on Fred Fisher that you read in your reading today to complete the planning sheet.</p> <p>Remember we are looking for keywords (or words that mean something all by itself) to make it easier cross out all the grammar words like the, and, it.</p> <div style="text-align: center; border: 2px solid black; padding: 10px; margin: 10px auto; width: 80%;">  </div>			
<p>Reading</p>	<p>Read your weeks book on DRA online for at least 10 minutes. https://draonline.com.au/</p>			
<p>Comprehension</p>	<p>Read or listen to the report on Fred Fisher. Write down any words you do not know what they mean. Talk about them with your family.</p> <p>Write down 1 thing you learnt about Fred Fisher.</p>			

Maths

Number of the Day – 461

TEN

Fill out the Number of the Day sheet with the number 236 (example explained on Seesaw).

ODD

Hundreds	Tens	Ones

EVEN

Draw the Number

10 more

1 less

1 more

10 less

Number of the Day

Number line

TOPTEACHER

Problem Solving

There are 56 sultanas in a bag. Draw some different ways you could arrange them to make it easier to count.

Maths Questions

Jump Strategy

Go outside and make a number line to 20 using chalk or leaves and rocks as markers. Have someone give and addition questions, start at the biggest number and jump forward to count on. E.g., $10+6$, Start at the 10 and jumps forward 6 spots to find the answer.



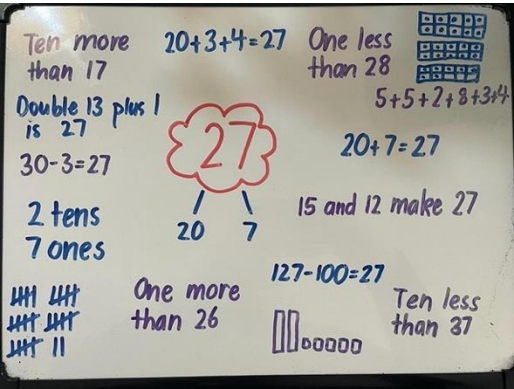
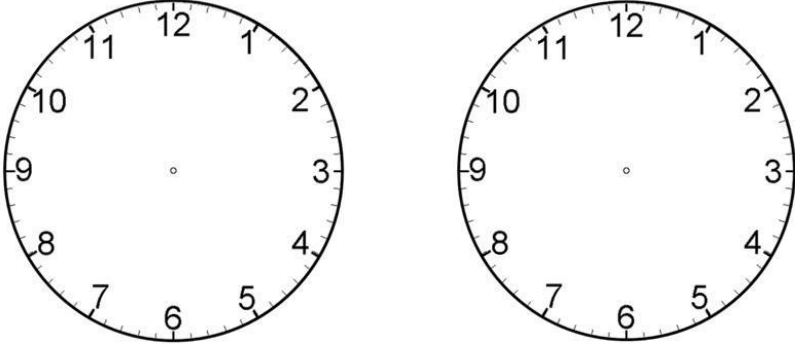



Optional

This week we are learning about the Ghost of Fred Fisher. Take turns telling ghost stories with your families, make a fort, turn the lights dim and use a torch to make it extra spooky. Be creative and have fun with it!



Tuesday

Spelling	<p>Write your words out and then again next to them in rainbow, changing colours for each sound.</p> <p style="text-align: center;"> shut sh-u-t went w-e-n-t cheat ch-ea-t table t-a-b-le </p>								
Phonics	<p>Come up with as many words as you can (at least four) that rhyme with each of the words below and write a list in your workbook.</p> <p style="text-align: center;">boat face</p>								
Writing	<p>A Sizzling start can be an interesting fact or a rhetorical question. An interesting fact is something that sparks your interest. What interested you about Fred Fisher?</p> <p>Write an interesting fact you can use as a sizzling start to your own report on Fred Fisher.</p>								
Reading	<p>Read your weeks book on DRA online for at least 10 minutes.</p> <p>https://draonline.com.au/</p>								
Comprehension	<p>When reading factual texts the writer is trying to give us information we did not know before. There is a pattern to how the information is presented called the given (what we do know) and the new (something we didn't know before).</p> <p>Here are some of the given information from the text. Use the text and the end of the sentences to find the new information.</p> <table border="1" data-bbox="300 1330 1498 2092"> <thead> <tr> <th data-bbox="300 1330 722 1435">Given information (what we know)</th> <th data-bbox="722 1330 1498 1435">New Information (what we learned)</th> </tr> </thead> <tbody> <tr> <td data-bbox="300 1435 722 1655">Transportation meant</td> <td data-bbox="722 1435 1498 1655"></td> </tr> <tr> <td data-bbox="300 1655 722 1874">Well in June 1826</td> <td data-bbox="722 1655 1498 1874"></td> </tr> <tr> <td data-bbox="300 1874 722 2092">He reported seeing</td> <td data-bbox="722 1874 1498 2092"></td> </tr> </tbody> </table>	Given information (what we know)	New Information (what we learned)	Transportation meant		Well in June 1826		He reported seeing	
Given information (what we know)	New Information (what we learned)								
Transportation meant									
Well in June 1826									
He reported seeing									

<p>Maths</p> <p>TEN</p>	<p>Number Talk – 45</p> <p>Write down everything you know and can think of about the number 34! Think about place value, how to make the number, what a number sentence would be if the answer was 34. See below for an example.</p> 
<p>Problem Solving</p>	<p>Miss Schofield had breakfast in the morning. Exactly one hour later, she went for a walk with her dog.</p> <p>At what time could these activities have taken place? Show this on the clocks below.</p> 
<p>Math Questions</p>	<p>Use the jump strategy to solve the addition problems. Start with the biggest number at the start of the number line.</p> <p>A) $66 + 83$</p>  <p>B) $74 + 17$</p>  <p>C) $92 + 34$</p>  <p>2. Create your own number lines for the following word problems.</p> <div style="display: flex; justify-content: space-around;"> <div data-bbox="497 1751 884 1975" style="border: 1px solid black; padding: 5px;"> <p>a) There are 57 students in the school. At the start of the new term, 43 new students arrived. How many students are there now?</p> </div> <div data-bbox="906 1751 1289 1975" style="border: 1px solid black; padding: 5px;"> <p>b) On the farm there are 68 chickens. Over the weekend, 35 chicks hatched. Now how many chickens are on the farm?</p> </div> </div>
<p>Optional</p>	<p>Make a timetable plan for your day tomorrow with what time you will do each thing.</p>

Wednesday

Spelling	Write your words out and write one rhyming word next to each word.
Phonics	Say each of these words out loud and add the sound to the beginning to create a new word. and, add s ill, add b wish, add s at, add h lock, add b
Writing	Write another sizzling start for Fred Fisher using a rhetorical question.
Reading	Read your weeks book on DRA online for at least 10 minutes. https://draonline.com.au/
Comprehension	Answer these here questions from the report. Remember the here questions the same words in the question can be found in the writing. When was Fred Fisher Born? Where was he born? What was Fred Fisher sentenced to Australia for? Now a hidden question. You need to look for the clues to answer the question. George Worrall lied about Fred going back to England because...
Maths TEN	Making 3-digit numbers Write down three (one-digit) numbers or find numbers in your house eg. 5, 7, 9. Make 4-6 different three-digit numbers, eg. 579, 597, 759, 795, 975, 957. Write each number in expanded form and find the largest and smallest numbers.
Problem Solving	Find 5 small objects in your house. Can you order them from largest to smallest? Upload a picture onto SeeSaw of your work.

Maths Questions

Jump strategy

Race to 30 and back

Start at 0 and use a dice or pick random one-digit number and jump that many spaces on the number line. Keep adding new numbers until you get to 30. Use the second number line to go backwards from 30 taking away until you get to 0. How many jumps did you have to do?

 **My 0 to 30 Number Line**




 **My 0 to 30 Number Line**

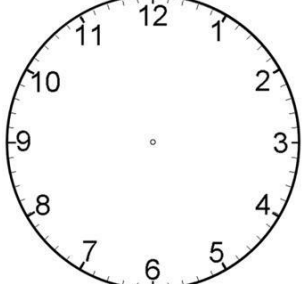


Optional

Create your own Fred Fishers ghost using this guided drawing.



Thursday

Spelling	Write your 5 of your words into 5 different sentences.
Phonics	<p>Say each of the words out loud and delete the sound listed to create a new word.</p> <p>stop, delete s</p> <p>bran, delete b</p> <p>slip, delete s</p> <p>chair, delete ch</p> <p>fall, delete f</p>
Writing	<p>Write 3 factual statements about Fred Fisher. Remember to use:</p> <ul style="list-style-type: none"> • The what or who you are talking about. • A relative verb: is, was, has, had, have, were • The what it is connected to.
Reading	<p>Read your weeks book on DRA online for at least 10 minutes.</p> <p>https://draonline.com.au/</p>
Comprehension	<p>A good report has the following parts:</p> <p>Tells the reader about something</p> <p>A sizzling start (a question or an interesting fact)</p> <p>Fact section 1</p> <p>Fact section 2</p> <p>Fact section 3</p> <p>Complex sentences (uses conjunctions like, and, so, but, because, also)</p> <p>Uses relative verbs like has, have, had, is, was.</p> <p>Uses technical language (words found only when we talk about the topic)</p> <p>Capital letters and full stops.</p> <p>On your copy of the text highlight, colour lightly draw a box around one fact section, a conjunction, a relative verb and the technical language.</p>
Maths TEN	<p>Counting larger numbers</p> <p>Roll a three-digit number or have someone in your house give you a three-digit number. Continue counting forwards at least fifteen spaces and write down the pattern. Do the same counting backwards.</p> <p>Eg. counting forwards 156, 157, 158, 159, 160, 161, 162, 163, 164, 165, 166, 167, 168, 169, 170.</p> <p>Counting backwards 156, 155, 154, 153, 152, 151, 150, 149, 148, 147, 146, 145, 144, 143, 142.</p>
Problem Solving	<p>Gabriella wanted to go outside to play. Her mum said she could go outside when the clock was at 'quarter past'. What could this time be? Show this on the clock.</p> 

Maths Questions

Use the jump strategy to solve the subtraction problems. Start with the biggest number at the end of the number line.

$122 - 73$



$97 - 56$



$87 - 29$



2. Create your own number lines for the following word problems.

a) Seb received \$76 for his birthday. He wanted to buy a new game console bundle that cost \$39. How much money does Seb have left?

b) Amelia has to drive a total of 85 km on her journey. She has already driven 25 km. How many km has Amelia got left to drive?

Topic Talk

These past two weeks you learned all about the history of Campbelltown and about one of Campbelltown's most famous people – Fred Fisher, or as you may know him as Fisher's Ghost.

Have a think about all this information you have learned.

Tell us in a video

- What was the most interesting piece of information you learned?
- Have you been to any of the places in Campbelltown that you learned about?
- Ask your family if they know anything about Campbelltown or Fred Fisher. What did they know?
- What is your favourite part about living in Campbelltown?





Optional

Bust a move, put on your favourite music, and have a dance disco by yourself or with your family. You can just dance around and have fun or dance while you work doing chores.



Friday

Spelling	Get someone to test you on your spelling words, or do a look, cover, write, check with them.																																																															
Phonics	<p>Say each of the words out loud and change the sound to a different sound as listed to create a new word.</p> <p>lunch, change l to b</p> <p>frog, change fr to d</p> <p>pen, change p to th</p> <p>cry, change c to d</p> <p>sack, change s to</p>																																																															
Reading	<p>Read your weeks book on DRA online for at least 10 minutes.</p> <p>https://draonline.com.au/</p>																																																															
Comprehension	<p>Write a summary from the Fred Fisher report. Turn each paragraph into 1 sentence.</p>																																																															
Problem Solving	<p>In a fishbowl, a quarter of the fish are green. What might this look like?</p>																																																															
Maths TEN	<div style="display: flex; align-items: center;"> <div style="flex: 1;"> <h2 style="margin: 0;">Record your Roll</h2>  </div> <div style="flex: 2; font-size: small;"> <p>Roll your dice 3 times and record your 3 digit number in the number box. On the left hand side change your number by taking away 1, 10 and 100. On the right hand side change your number by adding 1, 10 and 100.</p> </div> </div> <table border="1" style="width: 100%; border-collapse: collapse; text-align: center;"> <thead> <tr> <th style="width: 12.5%;">-100</th> <th style="width: 12.5%;">-10</th> <th style="width: 12.5%;">-1</th> <th style="width: 12.5%;">Number</th> <th style="width: 12.5%;">+1</th> <th style="width: 12.5%;">+10</th> <th style="width: 12.5%;">+100</th> </tr> </thead> <tbody> <tr><td> </td><td> </td><td> </td><td> </td><td> </td><td> </td><td> </td></tr> <tr><td> </td><td> </td><td> </td><td> </td><td> </td><td> </td><td> </td></tr> <tr><td> </td><td> </td><td> </td><td> </td><td> </td><td> </td><td> </td></tr> <tr><td> </td><td> </td><td> </td><td> </td><td> </td><td> </td><td> </td></tr> <tr><td> </td><td> </td><td> </td><td> </td><td> </td><td> </td><td> </td></tr> <tr><td> </td><td> </td><td> </td><td> </td><td> </td><td> </td><td> </td></tr> <tr><td> </td><td> </td><td> </td><td> </td><td> </td><td> </td><td> </td></tr> <tr><td> </td><td> </td><td> </td><td> </td><td> </td><td> </td><td> </td></tr> </tbody> </table> <div style="text-align: right; font-size: x-small; margin-top: 5px;">  </div>	-100	-10	-1	Number	+1	+10	+100																																																								
-100	-10	-1	Number	+1	+10	+100																																																										

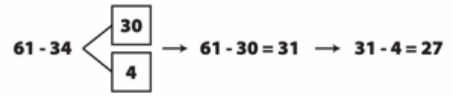
Maths Questions

Split Strategy Ladders

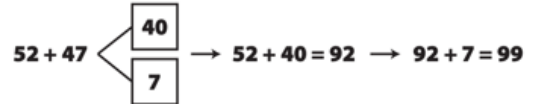
SPLIT STRATEGY

The split strategy is when you split a number into parts and subtract each part separately. This is useful for large numbers.

$61 - 34 = 27$



$52 + 47 = 99$



Split Strategy Ladders

Fill in the blank steps of the ladders, splitting the numbers to solve the addition and subtraction problems.

Sport

Balance

Use a bean bag or soft toy and start balancing on one leg with the beanbag on your head. Can you balance the beanbag while you walk, run, jump, or hop?

Can you move around with the beanbag on your head, hand, shoulder, elbow, or foot?

Optional

Free time! You have worked so hard this term so go and choose something fun to do!

Fred Fisher

A ghostly figure sitting on the fence pointing down a creek. Do you know who this famous Campbelltown character is? It's Fred Fisher!

Born in London on the 28th of August 1792 Fred Fisher was sentenced to transportation for having stolen bank notes. Transportation meant he became a convict and was sent to Australia for 14 years!




Why is Fred Fisher famous in Campbelltown? Well in June 1826 he disappeared! He had just come out of prison for arguing with a carpenter. His friend George Worrall was looking after his property for him. After his disappearance George told everyone that Fred had sailed (yes sailed not flew in a plane) back to England.

It was not until 4 months later John Farley was leaving a local hotel when something strange happened. He reported seeing the ghost of Fred Fisher sitting on a railing of the bridge pointing to a field nearby. Fred Fisher's body was found in that paddock and his brother buried him in St Peter's church cemetery.

The cemetery is still there to this day with Fred Fisher buried there. Where he is we don't know he was not given a headstone. Is Fred still lost? No but we do celebrate him each year in the Festival of Fisher's ghost every November.



Fishers ghost bridge today

Title	
 <p>Sizzling Start</p>	
 <p>Fact Section 1</p>	
 <p>Fact Section 2</p>	
 <p>Fact Section 3</p>	
 <p>Exciting Ending Action and Resolution</p>	