












Year 2 Work Booklet 12

Monday

<p>Spelling</p>	<p>Focus: The digraph /wr/ making the sound “r” like in wrist</p> <table border="1"> <thead> <tr> <th data-bbox="432 322 788 365">Red</th> <th data-bbox="788 322 1144 365">Orange</th> <th data-bbox="1144 322 1500 365">Green</th> </tr> </thead> <tbody> <tr> <td data-bbox="432 365 788 701"> wrap wrist wrong wry write awry wring wreck </td> <td data-bbox="788 365 1144 701"> wrench unwrap wrote writing rewrite written wrinkle wrestle </td> <td data-bbox="1144 365 1500 701"> wristwatch wrongful wrongfully unwritten playwright wreckage handwrite shipwreck </td> </tr> </tbody> </table>	Red	Orange	Green	wrap wrist wrong wry write awry wring wreck	wrench unwrap wrote writing rewrite written wrinkle wrestle	wristwatch wrongful wrongfully unwritten playwright wreckage handwrite shipwreck
Red	Orange	Green					
wrap wrist wrong wry write awry wring wreck	wrench unwrap wrote writing rewrite written wrinkle wrestle	wristwatch wrongful wrongfully unwritten playwright wreckage handwrite shipwreck					
<p>Writing</p>	<div data-bbox="438 757 922 1339" data-label="Form"> <p style="text-align: center;">PLANNING TEMPLATE</p> <p style="text-align: center;">Setting/Start</p> <hr/> <p style="text-align: center;">Character</p> <p style="text-align: center;">Problem</p> <hr/> <p style="text-align: center;">Solution</p> <hr/> <p style="text-align: center;">Ending/Endings</p> </div> <div data-bbox="954 725 1481 958" data-label="Text"> <p>Use the laminated planning page to plan a story based on the picture below. You should only write a little bit of information on the planning page NOT your whole story.</p> </div> <div data-bbox="959 981 1453 1576" data-label="Image"> </div> <div data-bbox="427 1368 927 1563" data-label="Text"> <p>You will use the page to write your whole story over the week. Remember your first idea is not always your best idea.</p> </div>						
<p>Reading</p>	<p>Read a book of your choice for at least 10 minutes.</p>						
<p>Comprehension</p>	<p>Read the Diary of a Wombat (on seesaw) and answer following questions. If you do not have seesaw, read a your choice and answer the questions</p> <ul style="list-style-type: none"> ● What happened in the beginning of the story? ● What happened at the end of the story? 						

<p>Maths</p> <p>TEN</p>	<p>Partitioning</p> <p>When we are working with different numbers we need to know how to partition a number, which means break it down into two parts. We already know how to do this with 2 digit numbers using place value eg. $28 = 20 + 8$. We can partition this number in more ways, such as $28 = 19 + 7$ or $28 = 15 + 13$.</p> <p>For each number below, write two different ways you can partition the number.</p> <p>10</p> <p>20</p> <p>22</p> <p>25</p> <p>30</p>
<p>Problem Solving</p>	<p>Rani has 20 owls at home. She can house 5 owls in each cage. How many cages does she need to hold her owls?</p>
<p>Maths Questions</p>	<p>Division – sharing (partition)</p> <div style="border: 1px solid gray; padding: 10px; margin: 10px 0;"> <p>When we share things into groups evenly, every group is the same or equal. We call this process division.</p> <p>Here are 16  We want to share them between 4 children.</p> <p>If we share the tickets out evenly, every child gets 4 tickets. Yay!</p>  <p>We call these fair shares because each share is equal.</p> </div> <p>1 Look at these shares. Are they fair? <input checked="" type="checkbox"/> the fair shares and <input type="checkbox"/> the ones that are not fair.</p> <div style="display: flex; justify-content: space-around; align-items: flex-start;"> <div style="text-align: center;"> <p>a</p>  <input style="width: 30px; height: 30px; border: 1px dashed gray;" type="text"/> </div> <div style="text-align: center;"> <p>b</p>  <input style="width: 30px; height: 30px; border: 1px dashed gray;" type="text"/> </div> <div style="text-align: center;"> <p>c</p>  <input style="width: 30px; height: 30px; border: 1px dashed gray;" type="text"/> </div> <div style="text-align: center;"> <p>d</p>  <input style="width: 30px; height: 30px; border: 1px dashed gray;" type="text"/> </div> </div> <hr style="border-top: 1px dashed gray;"/> <p>2 Draw 16 fish, sharing them between the 4 bowls. Make sure each bowl has the same amount of fish.</p> <div style="display: flex; justify-content: center; gap: 20px;">     </div>






Other







Complete the directed drawing of a car,
OR
help an adult wash the car.

Tuesday





Spelling	Write your words in ABC order. A B C D E F G H I J K L M N O P Q R S T U V W X Y Z
Sentence of the Day	Write sentences using adjectives. Adjectives are describing words. Example: My sister has <u>long brown</u> hair. Write a sentence containing two adjectives. Topic: Christmas
Writing	Use your planning page to begin writing your story. Write your sizzling start and backfill.
Reading	Read a book of your choice for at least 10 minutes.
Comprehension	Answer the questions below about the story Diary of a Wombat or the story you read yesterday. <ul style="list-style-type: none">• Who were the characters in the story?• What does the main character see during the story?

<p>Maths TEN</p>	<p>Partitioning</p> <p>When we break a number into two parts it is called partitioning. Write down two different ways to partition these numbers.</p> <p>15 18 28 32 40</p>
<p>Problem Solving</p>	<p>Each box of pencils has 12 pencils in it. Luke gave out 36 pencils to his friends. How many boxes did he use?</p>
<p>Math Questions</p>	<p>Division – the ÷ symbol</p> <div style="border: 1px solid black; padding: 10px; margin-bottom: 10px;"> <p>÷ means add, – means subtract, × means multiply. What is the sign for division or sharing? ÷ 12 pencils are shared between 6 people.  Each person gets 2 pencils. As a number fact, we write this as $12 \div 6 = 2$</p> </div> <p>1 Use tally marks or draw pictures to help you solve these problems. Finish the matching number facts.</p> <p>a 10 apples shared between 2 people is <input type="text"/></p> <p> $10 \div 2 = \square$</p> <hr style="border-top: 1px dashed black;"/> <p>b 12 bananas shared between 3 monkeys is <input type="text"/></p> <p> $12 \div 3 = \square$</p> <hr style="border-top: 1px dashed black;"/> <p>c 16 berries shared between 4 birds is <input type="text"/></p> <p> $16 \div \square = \square$</p> <hr style="border-top: 1px dashed black;"/> <p>d 28 fish shared between 4 seals is <input type="text"/></p> <p> $\square \div \square = \square$</p>

Science	<p>9 Some animals are named after their homes. Draw what you think these animals and their homes would look like.</p> <div style="display: flex; justify-content: space-around; align-items: flex-start;"> <div style="text-align: center;"> <p>Mountain goat</p>  </div> <div style="text-align: center;"> <p>Stone fish</p>  </div> </div> <div style="display: flex; justify-content: space-around; align-items: flex-start; margin-top: 20px;"> <div style="text-align: center;"> <p>Sand fly</p>  </div> <div style="text-align: center;"> <p>Trapdoor spider</p>  </div> </div>
Other	<p>Do some fitness outside OR help your brother or sister tidy their bedroom.</p>

Wednesday





Spelling	Write your 5 of your words into 5 different sentences.
Sentence of the Day	<p>Write sentences using adjectives. Adjectives are describing words. Example: My sister has <u>long brown</u> hair. Write a sentence containing two adjectives. Topic: playground</p>
Writing	Use your planning page to continue writing your story. Write your pebble, rock and boulder.
Reading	Read a book of your choice for at least 10 minutes.

<p>Comprehension</p>	<p>Answer the questions below about Diary of a Wombat or the story that you read yesterday.</p> <ul style="list-style-type: none"> • What does the story remind you of? • Were there any words you did not understand? Talk about it with your family or send your teacher a question.
<p>Maths TEN</p>	<p>Partitioning</p> <p>When we break a number into two parts it is called partitioning. Write down two different ways to partition these numbers.</p> <p>12 27 34 52 61</p>
<p>Problem Solving</p>	<p>Would you rather have 3 boxes with 10 lollies in each box or 5 boxes with 5 lollies in each box? Explain your answer.</p>
<p>Maths Questions</p>	<p style="text-align: center;">Division – relating multiplication and division</p> <div style="border: 1px solid black; padding: 5px; margin: 10px 0;"> <p>We know that addition and subtraction do up and undo each other.</p> <div style="display: flex; justify-content: space-around; align-items: center;"> <div style="text-align: center;"> $4 + 3 = 7$  </div> <div style="text-align: center;"> $7 - 3 = 4$  </div> </div> <p>Multiplication and division also do up and undo each other. Let's explore this.</p> </div> <div style="border: 1px solid black; border-radius: 15px; padding: 5px; margin: 10px 0; display: flex; align-items: center; justify-content: center;"> <p>You will need:</p>  a partner  counters </div> <p>What to do:</p> <p>Make 3 groups of 4 counters. How many counters altogether? <input style="width: 40px;" type="text"/></p> <p>Let's write this as a multiplication fact. <input style="width: 30px; border: 1px solid gray;" type="text"/> × <input style="width: 30px; border: 1px solid gray;" type="text"/> = <input style="width: 30px;" type="text"/></p> <p>Now put all those counters in 1 group. Divide the same counters into 3 groups.</p> <p>How many counters are in each group? <input style="width: 40px;" type="text"/></p> <p>Let's write this as a division fact. <input style="width: 40px; border: 1px solid gray;" type="text"/> ÷ <input style="width: 30px; border: 1px solid gray;" type="text"/> = <input style="width: 30px;" type="text"/></p> <hr style="border-top: 1px dashed gray;"/> <p>What to do next:</p> <p>Make 4 groups of 5 counters. Write this as a multiplication fact. <input style="width: 30px;" type="text"/> × <input style="width: 30px;" type="text"/> = <input style="width: 30px;" type="text"/></p> <p>What do you think the matching division fact will be? Write your prediction here. <input style="width: 30px;" type="text"/> ÷ <input style="width: 30px;" type="text"/> = <input style="width: 30px;" type="text"/></p> <p>Now divide the counters into 4 groups. Write the division number fact. <input style="width: 30px;" type="text"/> ÷ <input style="width: 30px;" type="text"/> = <input style="width: 30px;" type="text"/></p> <p>Were you right? If not, can you see where you got mixed up? _____</p>

Topic Talk	Think about the food you don't like the most out of every food in the world. Tell us which food it is and why you don't like it for 1 minute.
Other	<p>Write an acrostic poem about winter - see the example below</p> <p>W - White I - Icey N - Never warm T - Toasty warm house E - Everyone coughing R - rain</p> <p>OR</p> <p>go for a walk with an adult or your dog and count how many teddy bears you can find in the windows of houses.</p>

Thursday

Spelling	Write your words in rainbow writing.
Sentence of the Day	<p>Write sentences using adjectives. Adjectives are describing words. Example: My sister has <u>long brown</u> hair.</p> <p>Write a sentence containing two adjectives.</p> <p>Topic:</p> <p>fire</p>
Writing	Use your planning page to finish your writing. Write your exciting ending. Don't forget the wrap the story up with character wrap up.
Reading	Read a book of your choice for at least 10 minutes.
Comprehension	<p>Answer the questions below about Diary of a Wombat or the story that you read yesterday.</p> <p>Predict what you think will happen in the next story.</p>

<p>Maths TEN</p>	<p>Partitioning</p> <p>When we break a number into two parts it is called partitioning. Write down two different ways to partition these numbers.</p> <p>43</p> <p>17</p> <p>29</p> <p>33</p> <p>45</p>													
<p>Problem Solving</p>	<p>Lorelai was given 10 lego blocks. Make or draw a letter using only 10 blocks - if you do not have lego, you can draw it in your book!</p>													
<p>Maths Questions</p>	<p>The volume of an object is the amount of space it takes up. Capacity refers to the amount a container can hold e.g. this container holds 50 cubes. We compare the volume and capacity of different containers by looking at how much space each container takes and how much space can fit inside each container.</p> <p>What could you use to measure the capacity of an object? Colour in the tools you could use.</p>  <table border="1" data-bbox="422 1400 1024 1697"> <tr> <td data-bbox="422 1400 721 1467"> <p>Draw 3 things that hold LESS than a jug.</p> </td> <td data-bbox="721 1400 1024 1467"> <p>Draw 3 things that hold MORE than a jug.</p> </td> </tr> <tr> <td colspan="2" data-bbox="422 1467 1024 1697">  </td> </tr> </table> <p>What words do we use to describe capacity? Colour them in.</p> <table border="1" data-bbox="491 1742 944 1899"> <tr> <td>heavy</td> <td>shortest</td> <td>light</td> </tr> <tr> <td>quick</td> <td>full</td> <td>short</td> </tr> <tr> <td>empty</td> <td>slow</td> <td>long</td> </tr> </table>	<p>Draw 3 things that hold LESS than a jug.</p>	<p>Draw 3 things that hold MORE than a jug.</p>			heavy	shortest	light	quick	full	short	empty	slow	long
<p>Draw 3 things that hold LESS than a jug.</p>	<p>Draw 3 things that hold MORE than a jug.</p>													
														
heavy	shortest	light												
quick	full	short												
empty	slow	long												

Other	Using recyclable materials around the house, construct your own space rocket, OR play a game of 'hide and seek' with your siblings.
-------	---

Friday

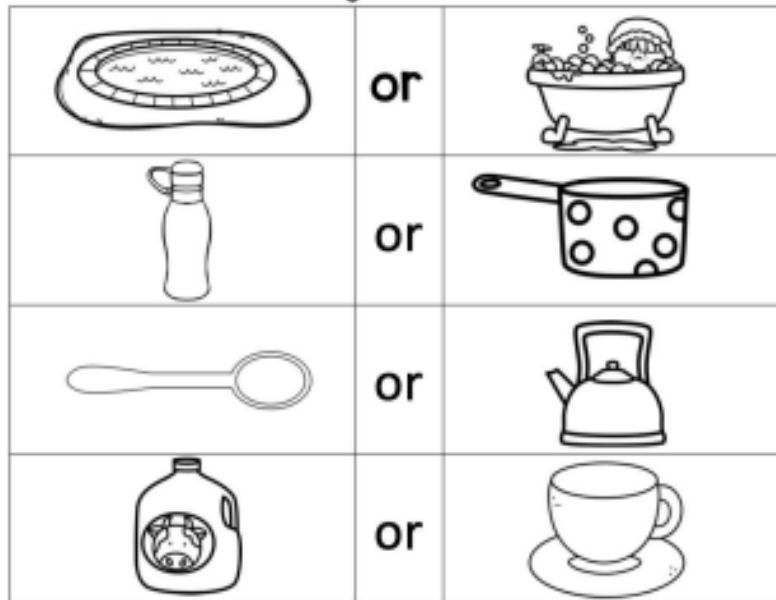
Spelling	Get someone to test you on your spelling words, or do a look, cover, write, check with them.
Sentence of the Day	Write sentences using adjectives. Adjectives are describing words. Example: My sister has <u>long brown</u> hair. Write a sentence containing two adjectives. Topic: friends
Reading	Read a book of your choice for at least 10 minutes.
Comprehension	Answer the questions below about the story Diary of a Wombat or the story you read yesterday. Read the story again and write a summary. A summary is when you explain what happens in a story to someone else. A good summary will include the characters, setting and what happens in the beginning, the middle and the end.
Maths TEN	Partitioning When we break a number into two parts it is called partitioning. Write down two different ways to partition these numbers. 16 23 47 51 86

Problem Solving

Kirk has 3 different boxes that hold the same amount of cubes but are shaped differently. Draw these 3 boxes making sure that they take up the same amount of space but are different shapes!

Maths Questions

Colour the object that holds more.



Investigation: Find two containers in the classroom, see which container holds more.

Draw the two containers, circle the container that holds more.

----------------------	----------------------

How could you test this _____

History

6 Plan a day for a family in the past. Draw or write in the boxes.

<p>Food</p> 	<p>Fun</p>
<p>Technology</p> 	<p>Travel</p>

Other

Draw or write about your favourite part of your week,

