

Year 2 Work Booklet 11

Monday

<p>Spelling</p>	<p>Focus: The digraph /mb/ making the sound “m” as in lamb</p>		
	<p>Red</p>	<p>Orange</p>	<p>Green</p>
	<p>lamb comb limb numb bomb dumb</p>	<p>thumb combing bomber plumber climb plumb</p>	<p>breadcrumb honeycomb doorjamb dumbfounded succumb climbed</p>
<p>Writing</p>	<p>Use the laminated planning page to plan a story based on the picture below. You should only write a little bit of information on the planning page NOT your whole story. You will use the page to write your whole story over the week. Remember your first idea is not always your best idea.</p> <div style="display: flex; justify-content: space-around; align-items: center;"> <div data-bbox="459 943 759 1361"> </div> <div data-bbox="764 902 1190 1377"> </div> </div>		
<p>Reading</p>	<p>Read a book of your choice for at least 10 minutes.</p>		
<p>Comprehension</p>	<p>Watch the story Don't Let the Pigeon Drive the Bus (posted on Seesaw) and answer the following questions. If you do not have Seesaw, read a story and answer the questions.</p> <ul style="list-style-type: none"> ● What happened in the beginning of the story? ● What happened at the end of the story? 		

Maths

TEN

Bridging to 10

When we add two numbers together, it is often best to get the first number to 10, as this is an easier number to work with.

Bridging through 10.
First make the number up to 10.
Then count on what's left.

For Example: $8 + 5 =$

$8 + 2 = 10$
 $10 + 3 = 13$

2 3

Once we know how to do this we can apply this to any decade number (20, 30, 40, etc) to solve questions eg. $37 + 6$ becomes $37 + 3 = 40 + 3 = 43$.

Choose the list of questions below that suits your level and answer them in your book.

List 1:

$6 + 5$

$8 + 5$

$9 + 7$

$7 + 4$

$9 + 4$

List 2:

$38 + 4$

$27 + 5$

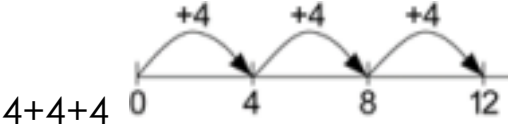
$52 + 9$

$45 + 6$

$86 + 7$

Problem Solving


How many legs do 4 dogs have? Write this as a multiplication question.

<p>Maths Questions</p>	<p>Multiplication</p> <p>For each of the questions below, draw in your books to solve them by doing jumps on a number line and writing the repeated addition.</p> <p>Example: 3×4 is the same as 3 jumps of 4 and</p>  <p>$4+4+4$</p> <p>Questions:</p> <ol style="list-style-type: none"> 1. 5×2 2. 10×4 3. 8×3 4. 12×2 5. 4×4 6. 6×2 7. 7×5 8. 9×3 9. 11×2 10. 6×4
<p>Other</p>	<p>Create a 'Mission Impossible' obstacle course outside. If you touch an object you have to start again.</p> <p>OR</p> <p>Cosmic Yoga using the link on SeeSaw.</p>

Tuesday

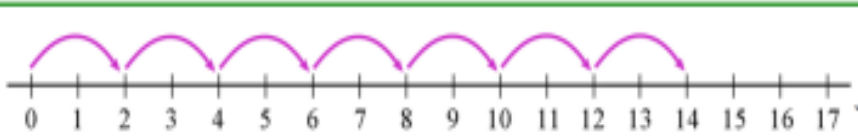
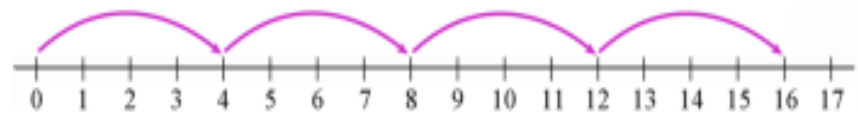
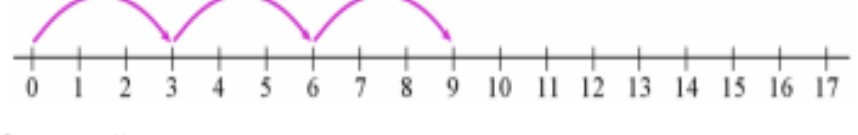
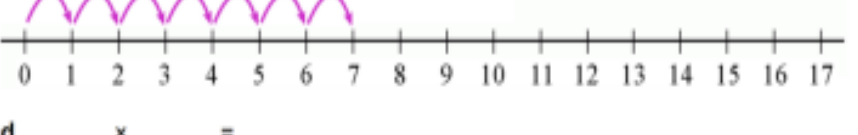
<p>Spelling</p>	<p>Write your words in ABC order.</p> <p>A B C D E F G H I J K L M N O P Q R S T U V W X Y Z</p>
<p>Sentence of the Day</p>	<p>Writing simple statements.</p> <p>Example: I like playing soccer on Saturdays. I am good at Maths. Write two simple statements that begin with capital letters and full stops.</p> <p>Topic:</p> <p>our classroom</p>
<p>Writing</p>	<p>Use your planning page to begin writing your story. Write your sizzling start and backfill.</p>
<p>Reading</p>	<p>Read a book of your choice for at least 10 minutes.</p>

<p>Comprehension</p>	<p>Answer the questions below about Don't Let the Pigeon Drive the Bus or the story that you read yesterday.</p> <ul style="list-style-type: none"> • Who were the characters in the story? • What does the main character see during the story?
<p>Maths TEN</p>	<p>Bridging to 10</p> <p>Use the bridging to 10 strategy to solve the questions below. Choose the list that works best for you.</p> <p><u>List 1:</u></p> <p>9 + 6</p> <p>8 + 6</p> <p>5 + 7</p> <p>7 + 6</p> <p>7 + 5</p> <p><u>List 2:</u></p> <p>13 + 9</p> <p>24 + 7</p> <p>32 + 9</p> <p>45 + 6</p> <p>57 + 5</p>
<p>Problem Solving</p>	<p>Miss Siroki is planting some carrots in her garden. She is going to plant 20 seeds. Draw some different ways Miss Siroki could plant these seeds so that each row has the same amount of carrots in it.</p>
<p>Math Questions</p>	<p>a. $6 \times 4 =$ _____</p> <p>b. $5 \times 5 =$ _____</p> <p>c. $6 \times 5 =$ _____</p> <p>d. $7 \times 4 =$ _____</p> <p>e. $3 \times 10 =$ _____</p>

<p>Science</p>	<p>8 Draw some animals near the homes in the picture. Think of some more animals and their homes and draw them too.</p> 
<p>Other</p>	<p>5 laps around the house or yard. Time yourself each day and see if you can improve your time.</p> <p>OR</p> <p>Do an 'act of kindness'. Record it by either writing, drawing, photographing or videoing.</p>

Wednesday

<p>Spelling</p>	<p>Write your 5 of your words into 5 different sentences.</p>
<p>Sentence of the Day</p>	<p>Writing simple statements. Example: I like playing soccer on Saturdays. I am good at Maths. Write two simple statements that begin with capital letters and full stops. Topic: games you like</p>
<p>Writing</p>	<p>Use your planning page to continue writing your story. Write your pebble, rock and boulder.</p>
<p>Reading</p>	<p>Read a book of your choice for at least 10 minutes.</p>

<p>Comprehension</p>	<p>Answer the questions below about Don't Let the Pigeon Drive the bus or the story that you read yesterday.</p> <ul style="list-style-type: none"> • What does the story remind you of? • Were there any words you did not understand? Talk about it with your family or send your teacher a question. 		
<p>Maths TEN</p>	<p>Bridging to 10</p> <p>Use the bridging to 10 strategy to solve the questions below. Choose the list that works best for you.</p> <table style="width: 100%; border: none;"> <tr> <td style="width: 50%; vertical-align: top;"> <p><u>List 1:</u></p> <p>8 + 7</p> <p>9 + 3</p> <p>17 + 4</p> <p>16 + 5</p> <p>12 + 9</p> </td> <td style="width: 50%; vertical-align: top;"> <p><u>List 2:</u></p> <p>78 + 7</p> <p>62 + 9</p> <p>74 + 8</p> <p>39 + 9</p> <p>61 + 11</p> </td> </tr> </table>	<p><u>List 1:</u></p> <p>8 + 7</p> <p>9 + 3</p> <p>17 + 4</p> <p>16 + 5</p> <p>12 + 9</p>	<p><u>List 2:</u></p> <p>78 + 7</p> <p>62 + 9</p> <p>74 + 8</p> <p>39 + 9</p> <p>61 + 11</p>
<p><u>List 1:</u></p> <p>8 + 7</p> <p>9 + 3</p> <p>17 + 4</p> <p>16 + 5</p> <p>12 + 9</p>	<p><u>List 2:</u></p> <p>78 + 7</p> <p>62 + 9</p> <p>74 + 8</p> <p>39 + 9</p> <p>61 + 11</p>		
<p>Problem Solving</p>	<p>Using the numbers 4, 2, 8, 5</p> <p>1. What is the largest number you can make with these digits?</p> <p>2. If you add all these numbers together, what is the answer?</p>		
<p>Maths Questions</p>	<p>1. Write the multiplication sentence that the jumps on the number line illustrate.</p> <div style="border: 1px solid green; padding: 5px; margin-bottom: 5px;">  <p>a. ____ × ____ = ____</p> </div> <div style="border: 1px solid green; padding: 5px; margin-bottom: 5px;">  <p>b. ____ × ____ = ____</p> </div> <div style="border: 1px solid green; padding: 5px; margin-bottom: 5px;">  <p>c. ____ × ____ = ____</p> </div> <div style="border: 1px solid green; padding: 5px;">  <p>d. ____ × ____ = ____</p> </div>		

Topic Talk	Think about your favourite TV shows. Make a list of why you like these shows. Talk for 1 minute explaining what shows they are and why they are your favourite.
Other	At dinner time, take a moment to share how your day was. Take turns with your family members. OR Create something from only sticks, leaves and rocks from the garden.

Thursday

Spelling	Write your words in rainbow writing.
Sentence of the Day	Writing simple statements. Example: I like playing soccer on Saturdays. I am good at Maths. Write two simple statements that begin with capital letters and full stops. Topic: favourite place
Writing	Use your planning page to finish your writing. Write your exciting ending. Don't forget to wrap the story up with character wrap up.
Reading	Read a book of your choice for at least 10 minutes.
Comprehension	Answer the questions below about Don't Let the Pigeon Drive the Bus or the story that you read yesterday. Predict what you think will happen in the next story.

Maths
TEN

Bridging to 10

Use the bridging to 10 strategy to solve the questions below. Choose the list that works best for you.

List 1:

$6 + 5$

$9 + 7$

$6 + 8$

$14 + 9$

$17 + 5$

List 2:

$49 + 7$

$32 + 9$

$71 + 11$

$29 + 8$

$97 + 6$

Problem
Solving

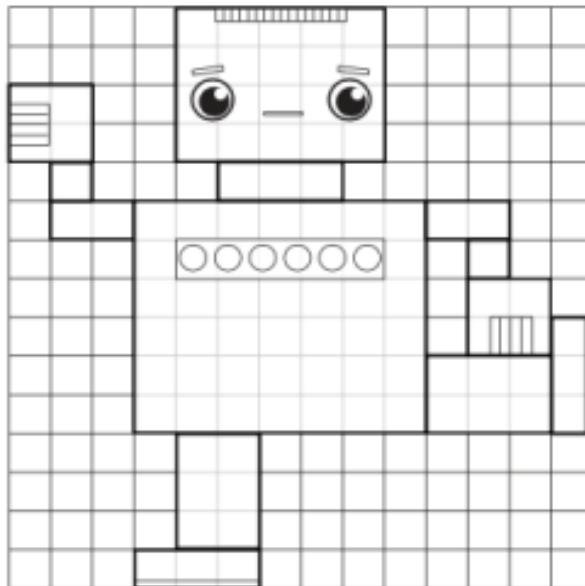
Trace your hand onto a piece of paper with your fingers closed. Cover the drawing of your hand with counters or another small object e.g. jellybeans, lollies, paper clips.

How many objects did it take to cover your hand?

Maths
Questions

Measuring Area - Informal Units

- ① Use different colours to colour in the various parts of the robot.
Answer the questions below.



- a) How many squares cover the head of the robot? _____
- b) How many squares cover the body of the robot? _____
- c) How many squares cover both the legs and feet? _____
- d) How many squares cover both the arms and hands? _____
- e) Which part of the robot has the smallest area? _____
- f) Which part of the robot has the largest area? _____

Other	<p>Mix some mud and water to create 'mud paint'. Paint a picture of your choice.</p> <p>OR</p> <p>Help cook something delicious in the kitchen.</p>
-------	---------------------------------------------------------------------------------------------------------------------------------------------------------

Friday

Spelling	Get someone to test you on your spelling words, or do a look, cover, write, check with them.												
Sentence of the Day	<p>Writing simple statements. Example: I like playing soccer on Saturdays. I am good at Maths. Write two simple statements that begin with capital letters and full stops. Topic: favourite foods</p>												
Reading	Read a book of your choice for at least 10 minutes.												
Comprehension	<p>Answer the questions below about the story Don't Let the Pigeon Drive the Bus or the story you read this week.</p> <p>Read the story again and write a summary. A summary is when you explain what happens in a story to someone else. A good summary will include the characters, setting and what happens in the beginning, the middle and the end.</p>												
Maths TEN	<p>Bridging to 10</p> <p>Use the bridging to 10 strategy to solve the questions below. Choose the list that works best for you.</p> <table data-bbox="422 1702 1053 1971"> <tr> <td><u>List 1:</u></td> <td><u>List 2:</u></td> </tr> <tr> <td>7 + 6</td> <td>25 + 7</td> </tr> <tr> <td>8 + 6</td> <td>32 + 9</td> </tr> <tr> <td>13 + 9</td> <td>65 + 6</td> </tr> <tr> <td>16 + 7</td> <td>72 + 9</td> </tr> <tr> <td>19 + 4</td> <td>84 + 8</td> </tr> </table>	<u>List 1:</u>	<u>List 2:</u>	7 + 6	25 + 7	8 + 6	32 + 9	13 + 9	65 + 6	16 + 7	72 + 9	19 + 4	84 + 8
<u>List 1:</u>	<u>List 2:</u>												
7 + 6	25 + 7												
8 + 6	32 + 9												
13 + 9	65 + 6												
16 + 7	72 + 9												
19 + 4	84 + 8												

Problem Solving

I have 3 numbers that me into a 3-digit number. I am an even number. When you add all 3 of my numbers, I equal 9. What number am I?

Maths Questions

Measuring the Area of a Desktop

Estimate and measure the area of your desk using informal units of measurement.

Follow these steps and complete the table below.

1. Choose a suitable object to use as an informal unit of measurement e.g. a sticky note, a piece of paper, your hand, a stone.
2. Estimate how many times the object will fit within the area of your desk.
3. Measure how many times the object can fit into the area of your desk.
4. Repeat these steps using two different informal units of measurement.

Object for measuring area (write or draw)	Estimate (number of objects)	Measurement (number of objects)

History

5

Choose an activity from life in the past.
Draw it and write what is different from today.



Other

Do a puzzle with a family member.

Or

Investigate the question: What makes us happy? Think about the ways you could discover this information. Talking? Reading? Thinking?