

Year 1 Booklet 15

MONDAY

Spelling

Write your spelling words down on a piece of paper and discuss the meaning of the words with someone. Spelling focus is the /ay/ sound as in play.

Red	Orange	Green
day	clay	playing
say	sway	swaying
may	away	delay
way	pray	maybe
stay	spray	birthday
play	tray	always
	played	yesterday
	today	holiday

Sentence work

Mr Graham has made some mistakes in his sentences. Can you find the errors and fix them?

1. the yellow duck walked to the pond
2. when i went to the shops i bought some lollies
3. one warm day, mary and jane went to the zoo
4. on sunday she went to the park
5. it was my birthday and i got lots of presents










Writing

Make a list Monday

Extension Idea: Write a sentence explaining why each thing makes you happy.

Make a list of things that make you happy...

Week 7

Reading	Read a book of your choice for 10 minutes
Maths TEN activity	<p>Start at the number 20. Roll a 6 sided dice and subtract that number from 20. Do this 10 times.</p> <p>Challenge: Start at 30. Roll a 2 6 sided dice add the number together and subtract that from 30. WATCH TEN VIDEO for explanation on how to do these activities.</p>
Maths	<p>Money – sorting and ordering money</p> <div style="border: 1px solid black; padding: 10px; margin: 10px 0;"> <p>We use 2 units or types of money.</p> <p>The little units are called cents. We write c after the number.</p> <p>This is 20c. </p> <p>The bigger units are called dollars. 100 cents equals one dollar. We write \$ before the number.</p> <p>This is \$20. </p> </div> <p>1 Write the amount with c or \$ in the right place.</p> <p>a 5 cents <input style="border: 1px dashed black; width: 40px; height: 20px;" type="text"/> b 5 dollars <input style="border: 1px dashed black; width: 40px; height: 20px;" type="text"/> c 10 dollars <input style="border: 1px dashed black; width: 40px; height: 20px;" type="text"/></p> <hr style="border-top: 1px dashed black;"/> <p>2 Answer:</p> <p>a How many cents are in  ? <input style="border: 1px dashed black; width: 40px; height: 20px;" type="text"/></p> <p>b How many cents are in  ? <input style="border: 1px dashed black; width: 40px; height: 20px;" type="text"/></p> <p>c How many cents are in 5 dollars (\$5)? <input style="border: 1px dashed black; width: 40px; height: 20px; text-align: center; value: 500;" type="text"/></p> <hr style="border-top: 1px dashed black;"/> <p>3 Do you know these notes? Find out! Write the value in and colour the note the correct shade.</p> <div style="display: flex; justify-content: space-around; align-items: flex-end; margin-top: 20px;"> <div style="text-align: center;"> <input style="border: 1px dashed black; width: 40px; height: 20px;" type="text"/></div> <div style="text-align: center;"> <input style="border: 1px dashed black; width: 40px; height: 20px;" type="text"/></div> <div style="text-align: center;"> <input style="border: 1px dashed black; width: 40px; height: 20px;" type="text"/></div> </div> <div style="display: flex; justify-content: space-around; align-items: flex-end; margin-top: 20px;"> <div style="text-align: center;"> <input style="border: 1px dashed black; width: 40px; height: 20px;" type="text"/></div> <div style="text-align: center;"> <input style="border: 1px dashed black; width: 40px; height: 20px;" type="text"/></div> </div>
Other Add to Seesaw	Create a poster to advertise your favourite movie

Tuesday

Spelling	Write 3 sentences using your spelling words.
Reading	Read a book of your choice for 10 minutes.

Sentence work

Silly sentences, Mrs Clark has written some silly sentences that don't make sense. Can you help her fix them?

1. monsters. I like

2. television. watched We the

3. I like of fruits vegetables. and to lots eat

Extension: write your own silly sentences and get your teacher to fix it up.

Writing

Tell me about it Tuesday

Extension Idea: Write about what superpowers you think they might have.



Maths TEN activity

Start at the number 20. Roll a 6 sided dice and subtract that number from 20. Do this 10 times.


Challenge: Start at 30. Roll a 2 6 sided dice add the number together and subtract that from 30. **WATCH TEN VIDEO for explanation on how to do these activities.**

Maths


Money – amounts to 50c

We can count by 5s and 10s to find amounts of money.

1 How much money does each student have? Remember to write c after the number.



Mohammed has ____ Millie has ____ Marcus has ____



Mara has ____ Mickey has ____ Mia has ____

2 Who has the most money?

_____ has the most money.

**Other
Add to
Seessaw**

Film yourself doing the following:
10 x star jumps
10 x squats
10 seconds standing on one leg
30 seconds running on the spot

Wednesday

Spelling	Write out your spelling words 3 times using a texta, pencil and pen.
Reading	Read a book of your choice for 10 minutes.
Sentence work	Stretching our sentences, can you make these sentences more interesting by adding an adjective?

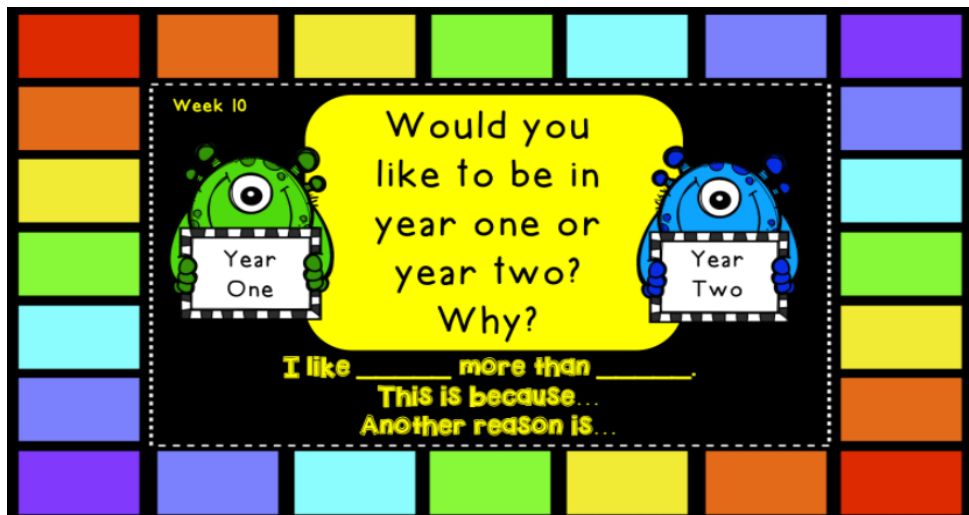
Extension: try adding in 2 adjectives to add more detail.

1. The _____ frog went to the _____ pond.
2. The _____ girl was playing beside the _____ tree.
3. The _____ dog was running to catch his _____ bone.
4. The _____ baby is crawling to get his _____ toy.

Writing

**What do you think
Wednesday**


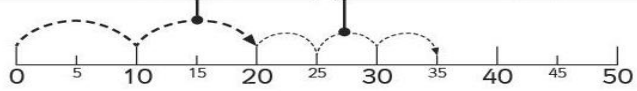






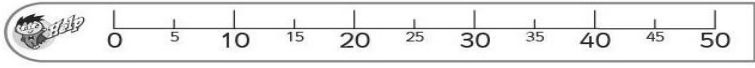
Extension Idea: Write about one thing that excites you about going to Year 2 and one thing that scares you a little bit.



**Maths – TEN
activity**

Start at the number 20. Roll a 6 sided dice and subtract that number from 20. Do this 10 times.

Challenge: Start at 30. Roll a 2 6 sided dice add the number together and subtract that from 30. **WATCH TEN VIDEO for explanation on how to do these activities.**

<p>Maths</p>	<p>Money – amounts to 50c</p> <p>It is a little trickier to count amounts when we have different coins. One way to do it is to use a number line.</p> <p>How much money is here? </p> <div style="display: flex; justify-content: space-around;"> <div style="border: 1px solid black; padding: 5px; width: 45%;"> <p>First let's count by 10s. There are 2 of the 10c coins so we make 2 jumps of 10.</p> </div> <div style="border: 1px solid black; padding: 5px; width: 45%;"> <p>Then let's count by 5s. There are 3 of the 5c coins so we take 3 jumps of 5.</p> </div> </div>  <p style="text-align: center;">We have 35c.</p> <p>1 How much money is in each box? Use the number line to help.</p> <div style="display: grid; grid-template-columns: repeat(3, 1fr); gap: 10px;"> <div data-bbox="422 571 646 694"> <p>a</p>  <div style="border: 1px solid black; width: 40px; height: 20px; display: flex; align-items: center; justify-content: center;"> <input type="text"/> c </div> </div> <div data-bbox="662 571 885 694"> <p>b</p>  <div style="border: 1px solid black; width: 40px; height: 20px; display: flex; align-items: center; justify-content: center;"> <input type="text"/> c </div> </div> <div data-bbox="901 571 1133 694"> <p>c</p>  <div style="border: 1px solid black; width: 40px; height: 20px; display: flex; align-items: center; justify-content: center;"> <input type="text"/> c </div> </div> <div data-bbox="422 705 646 828"> <p>d</p>  <div style="border: 1px solid black; width: 40px; height: 20px; display: flex; align-items: center; justify-content: center;"> <input type="text"/> c </div> </div> <div data-bbox="662 705 885 828"> <p>e</p>  <div style="border: 1px solid black; width: 40px; height: 20px; display: flex; align-items: center; justify-content: center;"> <input type="text"/> c </div> </div> <div data-bbox="901 705 1133 828"> <p>f</p>  <div style="border: 1px solid black; width: 40px; height: 20px; display: flex; align-items: center; justify-content: center;"> <input type="text"/> c </div> </div> </div> 
<p>Other Add to Seesaw</p>	<p>Draw a picture, cut it up to make a puzzle and have someone in your family put it back together.</p>

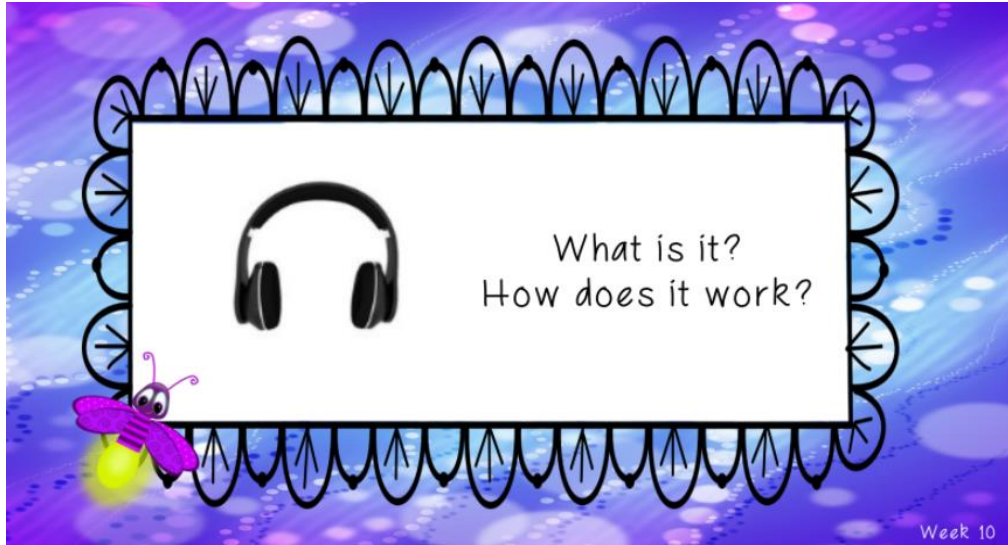
Thursday

<p>Spelling</p>	<p>Spell your words using a pirate voice.</p>
<p>Reading</p>	<p>Read a book of your choice for 10 minutes.</p>
<p>Sentence Work</p>	<p>Asking questions: when you ask a question, you need a question mark '?' at the end. Read the following sentences and put a question mark or full stop.</p> <ol style="list-style-type: none"> 1. The silly dog loved to eat bones _____ 2. Do you like to play in the park _____ 3. The little girl ran inside the house _____ 4. Have you seen my dog _____ 5. What is your favourite colour _____ <p>Extension: write 3 questions for your teacher to answer.</p>

Writing

Think about it Thursday

Extension Idea: Should every class have headphones for the students to use with their Chromebooks? Why/why not?



Maths – TEN activity

Start at the number 20. Roll a 6 sided dice and subtract that number from 20. Do this 10 times.

Challenge: Start at 30. Roll a 2 6 sided dice add the number together and subtract that from 30. **WATCH TEN VIDEO for explanation on how to do these activities.**

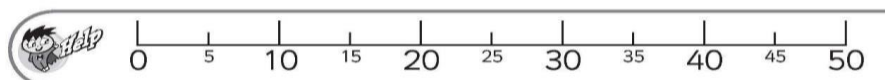
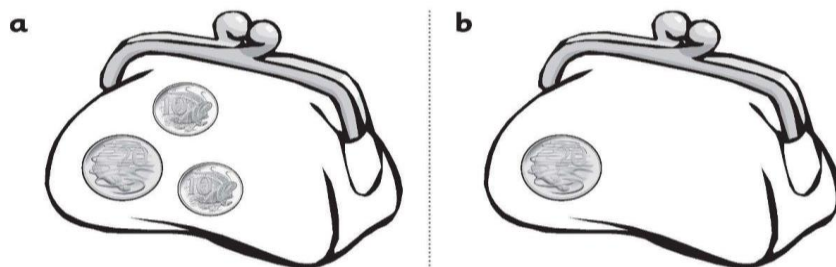
Maths

Money – amounts to 50c

1 How much money in each box? Each box contains a 20c coin so if you use the number line to help, make sure you take a big jump of 20 to begin.


a c	b c	c c
d c	e c	f c

2 What coins could you add to the purses so that they each contain 50c?



<p>Other Add to Seesaw</p>	<p>Create the tallest tower you can stacking all the pillows and cushions in your house.</p>
---	--

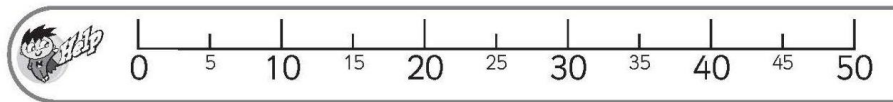


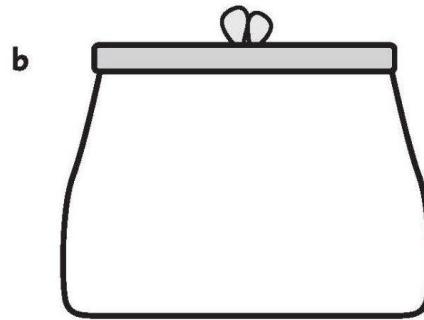
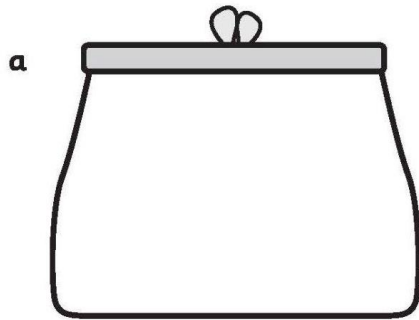
Friday

<p>Spelling</p>	<p>Ask a parent or sibling to quiz you on your spelling words.</p>
<p>Reading</p>	<p>Read a book of your choice for 10 minutes.</p>
<p>Sentence work</p>	<p>Finish this sentence:</p> <p>The little dog was running straight at me, he jumped and</p> <p>_____</p> <p>_____</p> <p>_____</p>
<p>Writing Freaky Friday</p>	<p>Extension Idea: Would you trade this tower of money to have superpowers? Why/why not?</p>  <p>What would you buy with a tower of money?</p>
<p>Maths TEN activity</p>	<p>Start at the number 20. Roll a 6 sided dice and subtract that number from 20. Do this 10 times.</p> <p>Challenge: Start at 30. Roll a 2 6 sided dice add the number together and subtract that from 30. WATCH TEN VIDEO for explanation on how to do these activities.</p>

Maths

What to do:

What are some different ways you could make 50c? Find 4 ways and draw the coins in the purses.



**Other
Add to
Seessaw**

Create your own healthy snack and take a photo to share with your teachers.