



# Year 1 Booklet 13

Monday

<p>Spelling</p>	<p>Write your spelling words in your booklet and discuss the meaning of the words with someone.  <i>Focus: The digraph /wh/ making the /w/ sound as in wheel</i></p> <table border="1" data-bbox="357 456 1481 927"> <thead> <tr> <th data-bbox="357 456 730 510">Red</th> <th data-bbox="730 456 1104 510">Orange</th> <th data-bbox="1104 456 1481 510">Green</th> </tr> </thead> <tbody> <tr> <td data-bbox="357 510 730 927">                     what                      why                      when                      whip                      which                      white                 </td> <td data-bbox="730 510 1104 927">                     wheel                      whatever                      while                      wheat                      where                      whale                      wheeze                      whipping                 </td> <td data-bbox="1104 510 1481 927">                     whisper                      whispering                      wheelbarrow                      wheelchair                      wharf                      wharves                      whisker                      whirlpool                 </td> </tr> </tbody> </table>	Red	Orange	Green	what why when whip which white	wheel whatever while wheat where whale wheeze whipping	whisper whispering wheelbarrow wheelchair wharf wharves whisker whirlpool
Red	Orange	Green					
what why when whip which white	wheel whatever while wheat where whale wheeze whipping	whisper whispering wheelbarrow wheelchair wharf wharves whisker whirlpool					
<p>Sentence of the day</p>	<p>Write an adjective (describing word) in the blank space to add more detail.</p> <p>The _____ bird sat in the _____ tree.</p>						
<p>Writing</p>	<p><b>NOTE:</b> Please watch the video on <u>SeeSaw</u> where these activities are modelled then complete the activity below.</p> <div data-bbox="724 1267 1458 2063" style="border: 1px dashed black; padding: 10px;"> <p>Name: _____</p> <p>Read paragraph. Underline facts. Highlight opinions.</p> <div style="display: flex; align-items: center;">  <div> <p>Snakes make great pets.</p> <p>They do not have fur.</p> <p>They have scales. Their scales protect them.</p> <p>Snakes do not have legs.</p> <p>They can still move fast.</p> <p style="text-align: center;">That's cool!</p> </div> </div> <p style="font-size: small; text-align: right;">© Primary Plus Teaching Day 2</p> </div>						

Reading	Read a book of your choice for 10 minutes.
Maths TEN activity	<p><b>NOTE:</b> Please watch the video on <u>SeeSaw</u> where these activities are modelled.</p> <p><b>Adjustments (Possums):</b> Roll your <b>2 dot dice</b> and record your <b>addition number sentence</b>. Using the <b>dots</b> on the <b>dice</b> to help you, <b>add</b> both numbers together. Write your answer and repeat 6 times.</p> <p><b>Activity (Fairy Penguin):</b> Put the number <b>10</b> in your head. Then, roll your <b>dot dice</b> and <b>count on</b> from <b>10</b> adding this new number. Write your answer and repeat 6 times.</p> <p><b>Challenge (White &amp; Black Cockatoos):</b> Put the number <b>30</b> in your head. Then, roll <b>2 dot dice</b> and <b>add</b> them together. <b>Count back</b> from <b>30</b> with the <b>new number</b> from the <b>two dice</b>. Write your answer and repeat 6 times.</p>


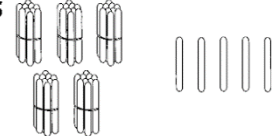


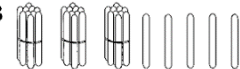
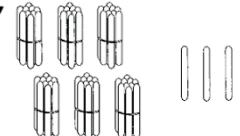
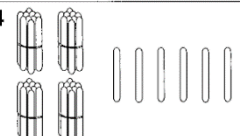
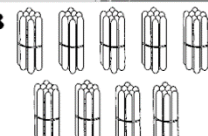
**Maths**



**Number and Algebra**

**SET 2** Counting tens and ones

Count the number in each group. Each bundle makes up a group of 10.


<b>1</b>  <input type="text"/>	<b>5</b>  <input type="text"/>
<b>2</b>  <input type="text"/>	<b>6</b>  <input type="text"/>
<b>3</b>  <input type="text"/>	<b>7</b>  <input type="text"/>
<b>4</b>  <input type="text"/>	<b>8</b>  <input type="text"/>

**Patterns and Algebra** Odd and even numbers


1 Complete the number chart by adding the missing even numbers.

1	2	3		5	6	7		9	
11		13	14	15		17	18	19	20
21		23		25		27		29	30


2 Complete the pattern of odd numbers on the letterboxes.



(15)

<p>Other Add to Seesaw</p>	<p>Make a rocket using some recycled activities at home. Take a photo of yourself making the rocket and of what it looks like when you're finished, post to Seesaw.</p>	<p>MILK CARTONS AND PLASTIC BOTTLES</p>  <p>recycledROCKET</p>
------------------------------------	---	---

## Tuesday

<p>Spelling</p>	<p>Choose 3 spelling words and write 3 sentences from your word list and post on Seesaw.</p>
<p>Reading</p>	<p>Read a book of your choice for 10 minutes.</p>
<p>Sentence of the day</p>	<p>Write an adjective (describing word) in the blank space to add more detail. The giraffe has _____ legs and a _____ neck.</p>
	<p><b>NOTE:</b> Please watch the video on <u>SeeSaw</u> where these activities are modelled. Watch the video (until 2:05) <a href="#">Koala and Echidna - Video - Big Ted's Big Adventure</a></p> <p style="text-align: center;">Information Report: Koalas</p> <p>Below is a diagram of a Koala, can you name the koalas features?</p>  <p style="text-align: center;">I am a _____.</p> <p style="text-align: center;">nose      ears      leaves      pads      fur</p> <p style="text-align: right; font-size: small;">© 2015 Miss Jacobs Little Learners</p>

Using your diagram above as a guide fill in the circle under the heading **appearance** with adjectives (describing words) to describe their appearances (what they look like)? This will help you write your sentence.

Time to put this into a sentence. For this next activity you will need your writing books. Are you ready?

**Our turn**


Did you know a koala has thick woolly fur to help protect them? It's fluffy fur can either be a grey or brown. Koalas have 2 strong arms and 2 strong legs for climbing and each paw has sharp claws to help it grip onto trees.

Now it is **your turn** to write 2-3 sentences in your book (each sentence states another fact about their appearance). :)

\*Tip: Starting off with a question can make the reader interested in what you are writing\*

What do you know about a...

# Koala



APPEARANCE #1

HABITAT #2

DIET #3

INTERESTING FACTS #4

Name: \_\_\_\_\_

© 2015 Miss Jacobs Little Learners

Maths TEN activity

**NOTE:** Please watch the video on **SeeSaw** where these activities are modelled.

**Adjustments (Possums):** Roll your **2 dot dice** and record your **addition number sentence**. Using the **dots** on the **dice** to help you, **add** both numbers together. Write your answer and repeat 6 times.

**Activity (Fairy Penguin):** Put the number 10 in your head. Then, roll your dot dice and count on from 10 adding this new number. Write your answer and repeat 6 times.

**Challenge (White & Black Cockatoos):** Put the number 30 in your head. Then, roll 2 dot dice and add them together. Count back from 30 with the new number from the two dice. Write your answer and repeat 6 times.

Maths

PAS 11 Unit 14D  
Number, Patterns and Algebra

Some count forwards, some count backwards

1 Write the missing numbers in each group.

a 67, 68, \_\_\_\_\_, \_\_\_\_\_, 71, \_\_\_\_\_    b 29, \_\_\_\_\_, 31, \_\_\_\_\_, \_\_\_\_\_, 34

c 82, 83, \_\_\_\_\_, \_\_\_\_\_, \_\_\_\_\_, 87    d 58, \_\_\_\_\_, \_\_\_\_\_, \_\_\_\_\_, 62, 63

e 91, 90, \_\_\_\_\_, \_\_\_\_\_, 87, \_\_\_\_\_    f 84, 83, \_\_\_\_\_, 81, \_\_\_\_\_, \_\_\_\_\_

g 30, 25, 20, \_\_\_\_\_, \_\_\_\_\_, \_\_\_\_\_    h 95, 85, \_\_\_\_\_, \_\_\_\_\_, \_\_\_\_\_, 45

2 Write the missing numbers in each group.

a 2, 4, 6, \_\_\_\_\_, \_\_\_\_\_    b 5, 10, 15, \_\_\_\_\_, \_\_\_\_\_

c 40, 50, 60, \_\_\_\_\_, \_\_\_\_\_    d 20, 24, 28, \_\_\_\_\_, \_\_\_\_\_

e \_\_\_\_\_, 25, \_\_\_\_\_, 35, 40    f 90, 80, 70, \_\_\_\_\_, \_\_\_\_\_

3 Write the numbers before and after these.

a \_\_\_\_\_ 17 \_\_\_\_\_    b \_\_\_\_\_ 37 \_\_\_\_\_    c \_\_\_\_\_ 59 \_\_\_\_\_

d \_\_\_\_\_ 29 \_\_\_\_\_    e \_\_\_\_\_ 60 \_\_\_\_\_    f \_\_\_\_\_ 73 \_\_\_\_\_

4 Write numbers down the rockets.

a Count by twos    b Count by fives    c Count by tens

PAS1.1 Simply the next number in an increasing or decreasing pattern and describe how it was determined. Identify patterns counting by ones, twos, fives or tens.

71

Other  
Put on seesaw

Put on a timer and do each activity for one minute! Post a video or comment on Seesaw and tell your teacher what activity is your favourite one.

 Hop 3 times!	 5 star jumps!
 Run on the spot!	 Jump 6 times!
 Creep on the spot!	 Crouch up and down!

Wednesday

Spelling	Write out your spelling words 3 times using a texta, pencil and pen.
Reading	Read a book of your choice for 10 minutes.
Sentence of the day	Write an (describing word) in the blank space to add more detail.



The elephant's ears are \_\_\_\_\_ and \_\_\_\_\_.

Writing

**NOTE:** Please watch the video on [SeeSaw](#) where these activities are modelled. Watch the video (until 2:05) [Koala and Echidna - Video - Big Ted's Big Adventure](#)


Information Report: Koalas

Habitat (where they live): Before we begin I want you to think of all the places you think a Koala might live in but do not write your ideas down just yet. Let's see if any of your ideas were mentioned in Big Ted's Big Adventure... do not forget to watch it and listen carefully.

Our turn

What do you know about a...

## Koala



APPEARANCE #1

HABITAT #2

DIET #3

INTERESTING FACTS #4

Name: \_\_\_\_\_

©2016 Miss Jacobs Little Learners

Have you ever wondered where Koalas live? Well they live in Eucalyptus tree forests around Australia.

Now it is **your turn** to write 1-2 sentences in your book.

\*Tip: Starting off with a question can make the reader interested in what you are writing.\*

Maths TEN activity

**NOTE:** Please watch the video on [SeeSaw](#) where these activities are modelled.

**Adjustments (Possums):** Roll your 2 dot dice and record your addition number sentence. Using the dots on the dice to help you, add both numbers together. Write your answer and repeat 6 times.

**Activity (Fairy Penguin):** Put the number 10 in your head. Then, roll your dot dice and count on from 10 adding this new number. Write your answer and repeat 6 times.

**Challenge (White & Black Cockatoos):** Put the number 30 in your head. Then, roll 2 dot dice and add them together. Count back from 30 with the new number from the two dice. Write your answer and repeat 6 times.

## Place Value Ordering 2-Digit Numbers

13	11	69	56	78	19	68	26	95	88
45	29	36	49	87	90	50	61	57	30

Compare and order the numbers above, from smallest to largest.

Other  
Add to  
Seesaw

### Science!

Pepper and soap experiment

You will need:

- shallow bowl (or dish)
- water
- black pepper
- liquid dish soap

1. fill dish with water
2. sprinkle pepper into water
3. stick your finger into the water. Did anything happen?
4. now dip your finger into liquid dish soap
5. now dip your soapy finger into the water. What happened?

Imagine the pepper sprinkles are germs. When you put soap on your finger, the germs "ran" away. This experiment helps to understand why washing your hands is so important.

Post a video or picture of yourself doing the experiment on seesaw!

# Thursday

Spelling	Spell your words aloud in your best friend's voice. Write your spelling words on a piece of paper.
Reading	Read a book of your choice for 10 minutes.
Sentence of the day	Write an adjective in the blank to add more detail. The koala is _____ and _____.
Writing	<p><b>NOTE:</b> Please watch the video on <a href="#">SeeSaw</a> where these activities are modelled. Watch the video (until 2:05) <a href="#">Koala and Echidna - Video - Big Ted's Big Adventure</a></p> <p>Information Report: Koalas</p> <p>Diet: Before we begin I want you to think of all the things you think a Koala might eat but do not write your ideas down just yet. Let's see if any of your ideas were mentioned in Big Ted's Big Adventure... do not forget to watch it and listen carefully.</p> <div data-bbox="424 967 1279 1729"></div> <p><b>Our turn</b> Koalas love to eat Gum leaves. They don't normally drink water because they get moisture from the gum leaves they eat. Now it is <b>your turn</b> to write 1-2 sentences in your book.</p>
Maths TEN activity	<b>NOTE:</b> Please watch the video on <a href="#">SeeSaw</a> where these activities are modelled.




**Adjustments (Possums):** Roll your 2 dot dice and record your addition number sentence. Using the dots on the dice to help you, add both numbers together. Write your answer and repeat 6 times.

**Activity (Fairy Penguin):** Put the number 10 in your head. Then, roll your dot dice and count on from 10 adding this new number. Write your answer and repeat 6 times.

**Challenge (White & Black Cockatoos):** Put the number 30 in your head. Then, roll 2 dot dice and add them together. Count back from 30 with the new number from the two dice. Write your answer and repeat 6 times.





Maths

Half past UNIT 19







When the minute hand is pointing at 6, we call the time 'half past'. When the hour hand is half way between 2 and 3, it is half past 2 or two-thirty (2:30).

Label the times on these clocks.




half past \_\_\_\_\_    half past \_\_\_\_\_    half past \_\_\_\_\_    half past \_\_\_\_\_

Finish the labels on these clocks.

:30    :30    :30    :30

Draw the hands on the clocks to show the times.

half past 5    seven-thirty    half past 3

Communicating, Reasoning    Tell time to the half-hour    81

Other

Put on a timer and do each activity for two minutes! Post a video or comment on Seesaw and tell your teacher what activity is your favourite one.



# Friday

Spelling	Ask a parent or friend to quiz you on your spelling list.
Reading	Read a book of your choice for 10 minutes.
Sentence of the day	Write an adjective in the blank to add more detail. Kangaroos have _____ powerful legs and one _____ tail.

## Writing

**NOTE:** Please watch the video on [SeeSaw](#) where these activities are modelled. Watch the video (until 2:05) [Koala and Echidna - Video - Big Ted's Big Adventure](#)

### Information Report: Koalas

Interesting Facts: Before we begin I want you to think of all the things you think of some interesting facts about a Koala but do not write your ideas down just yet. Let's see if any of your ideas were mentioned in Big Ted's Big Adventure... do not forget to watch it and listen carefully.

What do you know about a...

APPEARANCE #1

HABITAT #2

Koala

DIET #3

INTERESTING FACTS #4

Name: \_\_\_\_\_

©2015 Miss Jacobo Little Learners






### Our turn

Koalas are not bears they are marsupials

Now it is **your turn** to write 1-2 sentences in your book and then publish your work below. Remember to use capital letters, full stop, finger spaces and question marks (when needed). Post your published work on **Seesaw** and do not forget to write in your neatest writing.

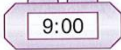



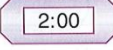







1 Write the times shown on these analog clocks.

a  b  c  d  e 



\_\_\_ o'clock    \_\_\_ o'clock    \_\_\_ o'clock    \_\_\_ o'clock    \_\_\_ o'clock



2 Here are some **digital clocks**. Match each one to the **analog clock** that shows the same **time**.



a  b  c  d  e 

f  g  h  i  j 


3 Match analog clocks to the events.

a  b 

c  d 

e  f 

Bed time  
School finishes  
Lunch bell rings  
Dinner time  
School begins  
Recess time



Other  
Post on  
seesaw

Sort through the rubbish from your house this week.

SORT THE RECYCLING GAME

Make one pile of recyclable materials and one pile of garbage.

Take a photo of yourself with the two piles at the end of the activity.



Recycling or Garbage?