


Year 1 Home Booklet 12

Monday

<p>Spelling</p>	<p>Write your spelling words in your booklet and discuss the meaning of the words with someone. <i>Focus: The digraph /ss/ making the sound "s" as in dress.</i></p> <table border="1" style="width: 100%; text-align: center;"> <tr> <td style="background-color: red; color: white;">Red</td> <td style="background-color: orange;">Orange</td> <td style="background-color: green; color: white;">Green</td> </tr> <tr> <td>pass</td> <td>floss</td> <td>fussy</td> </tr> <tr> <td>grass</td> <td>cross</td> <td>distress</td> </tr> <tr> <td>boss</td> <td>class</td> <td>success</td> </tr> <tr> <td>loss</td> <td>glass</td> <td>address</td> </tr> <tr> <td>dress</td> <td>bossy</td> <td>aimless</td> </tr> <tr> <td>press</td> <td>messy</td> <td>gossip</td> </tr> <tr> <td></td> <td>gloss</td> <td>assembly</td> </tr> <tr> <td></td> <td>across</td> <td>classroom</td> </tr> </table>	Red	Orange	Green	pass	floss	fussy	grass	cross	distress	boss	class	success	loss	glass	address	dress	bossy	aimless	press	messy	gossip		gloss	assembly		across	classroom
Red	Orange	Green																										
pass	floss	fussy																										
grass	cross	distress																										
boss	class	success																										
loss	glass	address																										
dress	bossy	aimless																										
press	messy	gossip																										
	gloss	assembly																										
	across	classroom																										
<p>Writing</p> <p>Make a list Monday</p> <p>Post on Seesaw</p>	<p>After you have created your list, write what your favourite fruit is and convince me why.</p> 																											
<p>Reading</p>	<p>Read a book of your choice for 10 minutes.</p>																											
<p>Sentence of the day</p>	<p>Complete the sentence using and adjective (describing word). Debbie's hair is long and _____.</p>																											
<p>Maths TEN activity (Post on Seesaw)</p>	<p>Create a number line in your book from 0-10.</p>																											

Lab 1
clothes graph

Graphing data

Colour: ● ■ ▲ ▬

How many?

●	<input type="text"/>
■	<input type="text"/>
▲	<input type="text"/>
▬	<input type="text"/>

Draw. **Shapes in the Cat**

5				
4				
3				
2				
1				

Number of shapes

72

(51) (3/20) • Gather data to answer a question • Construct a column graph using six pictures to represent one block

Other
Post on seesaw

Complete two of the following activities

- Practice tying your shoes.
- Listen to your favourite song and pick out all the adjectives
- make up a dance routine to your favourite song and post seesaw

Tuesday

Spelling	Write 3 sentences from your word list.
Reading	Read a book of your choice for 10 minutes.
Sentence of the day	Complete the sentence using an adjective (describing word). The tree stump is _____.

Writing

Tell me about it
Tuesday

Post on Seesaw



Maths TEN activity
(Post on Seesaw)


Create a number line in your book from 0-15.


Maths


Unit 12A Space and Geometry
- Position of Objects

SGS 1.3
WMS 1.3


1 Circle, then name these fruits.

a  left of the orange

b  right of the watermelon

c  left of the strawberry

2 Find the position of objects on the shelf.



a What is left of the book?


b Draw a ball in the middle of the doll and blocks.

c What is right of the scissors?

d What is on the top shelf, right corner?

e Draw a star on the bottom left corner.

3 Draw a path through the maze to help the fairy reach her castle.




58

Follow instructions to position objects in models and drawings. Describe the position of an object in relation to other objects. Use the position of objects in relation to themselves.

<p>Other Post on seesaw</p>	<p>Complete the following activities</p> <ul style="list-style-type: none"> • Practice tying your shoes. • play a game of charades with your family • sit outside and see how many sounds you can hear
---------------------------------	---

Wednesday


<p>Spelling</p>	<p>Write out your spelling words 3 times using a texta, pencil and pen.</p>
<p>Reading</p>	<p>Read a book of your choice for 10 minutes.</p>
<p>Sentence of the day</p>	<p>Complete the sentence using an adjective (describing word). Chocolate bars are _____.</p>
<p>Writing What do you think Wednesday Post on Seesaw</p>	
<p>Maths - TEN activity</p>	<p>Create a number line in your book from 0-20. (Post on Seesaw)</p>

Maths

Unit 9A Space and Geometry – Using a Plan **SGS 1.3**

1 Use the plan of Miss Smith's classroom to answer the questions.

Peter	Joshua	Chi	Sam	Jackson	Ryan
Sally	Chloe	Liam	Shanti	Kiarni	Leigh
Guy	Brody	Abbey	Maddison	Beau	Skye
Miss Smith					



a Who sits at the front right corner? _____

b Who sits to the left of Chloe? _____

c Who sits behind Abbey? _____

d Who sits to the right of Chi? _____

e Who is in the middle of Ryan and Sam? _____

f Who sits in front of Joshua? _____

g Leigh couldn't see the board so she moved to the front, one desk, and to the left, one desk. Who did she change seats with? _____

h Liam is away sick. Who is now to the left of Shanti? _____

6

SGS1.3 Make a simple model of the playground or classroom and describe the position of objects. Describe the position of an object in a model, photograph or drawing.

Other
Post on seesaw

Complete the following:

- Practice tying your shoes.
- set a timer for 1 minute and see how many starjumps you can do
- walk around your house and see how many things you have in your home that are blue

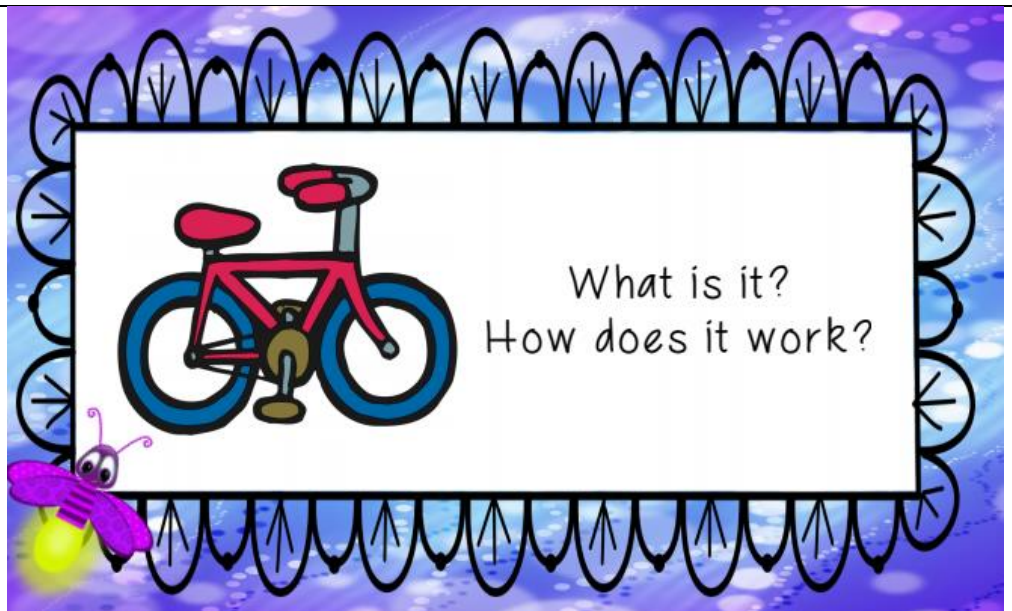
Thursday

Spelling	Spell your words aloud in your best grumpy teacher voice. Write your spelling words on paper.
Reading	Read a book of your choice for 10 minutes.
Sentence of the day	Complete the sentence using an adjective (describing word). The _____ man smiled all the time.

Writing

Think about it
Thursday

Post on Seesaw



Maths - TEN
activity
(Post on Seesaw)

Create a number line in your book from 0-30

Maths

Unit 3A Space and Geometry
– Position in the Park

SGS 1.3
WMS 1.3

1 Look at the picture then complete the activities.

a Circle the boy on the swing **under** the tree.
b Draw a bird **above** the tree next to the garbage bin.
c Draw a girl **on top** of the slippery slide.
d Draw a boy **in front** of the see-saw.
e Draw a park bench at the **front left** corner.
f Draw a cloud **in front** of the sun.
g Circle the child on the **right** side of the see-saw.
h Draw a boat in the **middle** of the pond.
i What is **between** the far trees? _____
j What is **left** of the sandpit? _____

20

Other
Post on seesaw

Complete the following:

- Practice tying your shoes.
- show an act of kindness to someone in your family
- teach your parents how to count by 5s

Friday

Spelling	Ask a parent or friend to quiz you on your spelling list.
Reading	Read a book of your choice for 10 minutes.
Sentence of the day	Complete the sentence using an adjective (describing word). A pancake is _____.

Writing

Freaky Friday

Post on Seesaw

Maths - TEN activity (Post on Seesaw)	Create a number line in your book from 0-40.
---------------------------------------	--

Maths

Sorting data

How many balloons of each colour?

8	2	10	6	3	11
red	blue	pink	yellow		15

Write the balloon numbers in this table.

less than 10	more than 10

Challenge! Sort the balloon numbers into odd and even.

odd	even

© 2011 iStock • Sorting data to answer a question • How do data in tables

113

Other

Post on seesaw

Complete the following:

- Practice tying your shoes.
- build a pillow fort for your toys
- create an obstacle course in your backyard and show someone how to complete it.