


*Kindergarten
Home Learning
Booklet
Semester Two*



Weeks 11-14

Week 1

Monday

English		Maths		Other Key Learning Areas	
Listen to a book read by an adult. Draw a picture of your favourite part. Write a sentence about it.		Draw all the different ways you can make six. For example, 		Science – Investigation Look around your house and see what things are made of. For example wood, plastic. Draw the things you find or write a list with an adults help.	
Say these words to your child and ask them which one's rhyme play, day, fish sing, chop, bring see, hen, pen		Sing the song to count forwards and backwards: https://www.youtube.com/watch?v=WHuuuh9GgP8			
Blend the sounds together to say the word, w-e-t s-a-t h-o-p		Watch and play https://www.youtube.com/watch?v=ib5Gf3GlzAg			
Practice writing and remembering the sight words, said went with		Complete an activity on Mathematics			

Tuesday

English		Maths		Other Key Learning Areas	
Listen to a book read by an adult. Draw a picture of your favourite part. Write a sentence about it.		Draw all the different ways you can make 5.		Music- Listen to this music and talk about what you think it could about. (Use your imagination) Music clip	
Say these words to your child and ask them to tell you the sound at the end of the word. sun boat bike		Watch and sing https://www.youtube.com/watch?v=0TgLf3PMOc			
Blend the sounds together to say the word b-a-g c-r-a-b l-o-s-t		Practise rolling a dice and quickly saying how many dots you see. Try not to count if you can. Use two dice if this is easy.			

Unscramble the sight words and write them correctly. asid ewnt wiht		Complete an activity on Mathematics		
---	--	-------------------------------------	--	--

Wednesday

English		Maths		Other Key Learning Areas	
Listen to a book read by an adult. Draw a picture of your favourite part. Write a sentence about it.		Draw all the different ways you can make 5		Geography – Draw a map of your street and mark where your house is.	
Say these words to your child and ask them to tell you the middle sound they hear run fit bat		Roll a dice and have someone cover it. Draw the dot pattern. Can you remember it?			
Blend these sounds together to say the word. s-t-o-p s-e-n-t t-e-s-t		Practise counting as far forward as you can. How far did you get?			
Write your sight words. Cover them with your hand and say the letters in each one.		Complete an activity on Mathematics.			

Thursday

English		Maths		Other Key Learning Areas	
Listen to a book read by an adult. Draw a picture of your favourite part. Write a sentence about it.		Draw all the different ways you can make 9.		Art https://www.youtube.com/watch?v=ISSYciuiKSA	
Say these words to your child and ask them to tell you the first sound they hear. yellow zebra tree		https://www.youtube.com/watch?v=nKO0yQgJAho			
Blend these sounds together to make the word. f-l-a-g d-u-s-t p-o-n-d		Play a board game such as snakes and ladders. How quickly can you call out the number each person rolled?			

Practice writing and remembering the sight words, said went with		Complete an activity on Mathematics.		
Friday				
English		Maths		Other Key Learning Areas
Listen to a book read by an adult. Draw a picture of your favourite part. Write a sentence about it.		Use the dot cards at the end of the booklet to practise subitising.		Dancing Jump Up
Say these words to your child and ask them to tell you the middle sound. bet pot bit		https://www.youtube.com/watch?v=cl37YqVVQc0		
Blend these sounds together to make the words h-a-n-d p-l-a-n f-r-o-g		Practise writing any numbers you have trouble with from 1-20. Check that you are forming them correctly.		
Get an adult to use the sight words at the end of the booklet to see if you know the sight words.		Complete an activity on Mathematics.		

Week 2

Monday

English		Maths		Other Key Learning Areas	
Listen to a book read by an adult. Draw a picture about your favourite part. Write a sentence if you can.		Making 2 equal groups. Adult to grab a pile of pegs. Child makes another pile with the same amount of pegs. Do this 5 times.		Science: Gather a range of 10 items from your house. Sort them into what they are made from. (Plastic, paper, cardboard, wood, metal etc)	
Ask your child to: 1. Say the word 2. Stretch with word 3. Write the sounds if they can f-a-s-t h-a-n-d b-u-m-p r-e-n-t		Count backwards and forwards from a given number (1-30)			
Practise reading and writing the sight words: with, love, there		Order number cards from 1-30			
Tell an adult as many words as you can that rhyme with the word ' day '.		Write numbers 0-20			

Tuesday



English		Maths		Other Key Learning Areas	
Listen to a book read by an adult. Tell a family member what happened in the beginning, middle and end of the story.		Use pencils/sticks/rocks or leaves to make two equal groups. Do both groups have the same number of items? Do this 5 times.		Science: Use a range of items (paper, sticks, rocks, plastic, cardboard, tissue etc) and see what happens to them when they get wet.	
Practise reading and writing the sight words: with, love, there		Order number cards from 20-1			
Segmenting compound words. Adult says compound word. Child repeats the		Pick a number card from 0-20. Student tells you the number before only.			

word and segments it into two words. Example: inside, in-side				
Cowboy Snowball Playground Toothpaste weekend				
Use the alphabet mat to name the letters and the sounds they make at random. Letter is ____ Sound is ____		Roll a dice. Draw it. Roll it again. Draw it. Add the dots together. Do this 5 times.		

Wednesday

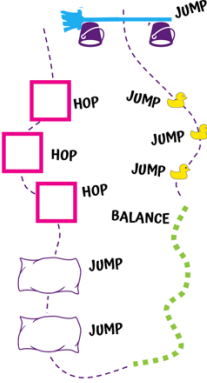
English		Maths		Other Key Learning Areas	
Listen to The Gruffalo https://www.youtube.com/watch?v=X_EM-iZNguo . Draw a picture of the Gruffalo and write a sentence about what he looks like.		Match o'clock times on an analog and digital clock. Adult to make an o'clock time and students to write digital time.		Watch : https://vimeo.com/413420570/0a66eb3963	
Ask your child to: 1. Say the word 2. Stretch with word 3. Write the sounds if they can c-r-a-b f-l-a-t s-t-e-p s-w-i-m		Write/draw activities you do at 7 o'clock, 12 o'clock and 6 o'clock.		Catching with Mrs Langston.	
Practise reading and writing the sight words: with, love, there Choose a sight word and use it in a sentence (oral only)		How long is a minute. How many can you do in a minute. Try jumps, claps, writing your name. Do the same for one second. How many jumps can you do in one second?			
Write a letter to your teacher about what you would like to learn about.		How long is one hour? What is something that you can do in 1hr.			

Thursday

English		Maths		Other Key Learning Areas	
Listen to a book read by an adult. Draw a picture about your favourite part. Write a sentence if you can.		Match o'clock times on an analog and digital clock. Adult to write a digital o'clock time and student to draw the matching o'clock time on an analog clock.		Practice throwing a ball against a wall and try to catch it. How many catches can you do? Remember *If the ball is high, hands like a butterfly.  *If the ball is low, fingers down like wiggly worms. 	
Segmenting compound words. Adult says compound word. Child repeats the word and segments it into two words. Example: popcorn, pop-corn Teapot Wildlife Goldfish Backpack Raincoat		Write/draw something that takes 1hr, 1 min and 1 sec to do.			
Use the alphabet mat to name the letters and the sounds they make at random. Letter is ____ Sound is ____		Sing the big numbers song. https://www.youtube.com/watch?v=e0dJWfQHF8Y			
Practise reading and writing the sight words: with, love, there Choose a different sight word and use it in a sentence (oral only)		Pick a number card from 0-20. Student tells you the number after only.			

Friday

English		Maths		Other Key Learning Areas	
Watch 'The power of teamwork – Funny animation.' https://www.youtube.com/watch?v=4duPBWzf46E Draw your favourite part and write a sentence if you can.		Learn rhyme – Thirty days hath (has) September. https://www.youtube.com/watch?v=v4FHihbwNuo Thirty days hath September, April, June and November. All the rest have thirty-one,		Build your own jumping obstacle course in your backyard of living room. Some ideas to use: Pillows, toys, tape, rope, pots, buckets, broom. Example below:	

	<p>Excepting February alone, And that has twenty-eight days clear And twenty-nine in each leap year.</p> <p>How many days in each month?</p>	
<p>Ask your child to:</p> <ol style="list-style-type: none"> 1. Say the word 2. Stretch with word 3. Write the sounds if they can <p>s-l-i-m l-i-s-t d-u-s-t g-o-l-f</p>	<p>Match O'clock time on an analogue and digital clock.</p> <p>http://www.scottle.edu.au/ec/viewing/L9644/index.html</p>	
<p>Practise reading and writing the sight words: with, love, there</p> <p>Choose a different sight word and use it in a sentence (oral only)</p>	<p>Write/draw activities you do at 7 o'clock, 12 o'clock and 6 o'clock.</p>	
<p>Draw a picture of your favourite meal to eat and write a sentence about it.</p>	<p>Describe the position of hands on a clock when reading an o'clock time.</p>	

Week 3

Monday

English		Maths		Other Key Learning Areas	
Listen to a book read by an adult. Draw a picture about your favourite part. Write a sentence if you can.		Under adult supervision, have students cut half of a piece of fruit or a sandwich. How many pieces do you have? Are both pieces equal?		Science: Draw something you think would be able to protect a cotton wool ball from getting wet. What materials will you need?	
Come up with as many words that rhyme with the word ' match '.		Draw a square. With a coloured pencil, colour half of the square. Draw a triangle. Colour half of the triangle. Draw a circle. Colour half of the circle.			
Practise reading and writing the sight words: looked, before, into		Order number cards from 1-30			
Ask your child to: 1. Say the word 2. Stretch with word 3. Write the sounds if they can g-r-i-n p-l-u-m l-a-m-p d-a-m-p		Pick a number card (0-20). Collect that many items eg. Pegs, rocks, pencils.			

Tuesday

English		Maths		Other Key Learning Areas	
Listen to a book read by an adult. Tell a family member what happened in the beginning, middle and end of the story.		Draw 4 tennis balls. Colour half of the collection. Draw 6 balloons. Colour half of the collection. Draw 8 lollies. Colour half of the collection.		Science: Create something using household items to protect a cotton wool ball from getting wet. Test it to make sure it works.	
Segmenting compound words. Adult says compound word. Child repeats the		Cut or fold a piece of paper in half. Can you fold it another way to make half?			


word and segments it into two words. Example: inside, in-side				
Driveway Jellyfish Newspaper Airplane Upstairs				
Practise reading and writing the sight words: looked, before, into		Subtraction bowling. Get 10 bottles/pins/ toilet rolls and a ball. Roll the ball to knock down the pins. How many are left standing? Do this 10 times.		
Play a game of 'I Spy the sound'		Count back from 20-0		

Wednesday

English		Maths		Other Key Learning Areas	
https://www.youtube.com/watch?v=-gdcgnSrUvU Watch - The three little pigs. read by an adult. Tell a family member what happened in the beginning, middle and end of the story.		Learn how to draw a square. Describe it. How many sides? How many corners? Are the sides straight or curved? Learn how to draw a circle. Describe it. How many sides? How many corners? Are the sides straight or curved?		Science: Write a sentence about your invention. Did the cotton wool bud stay dry? What worked? What didn't?	
Practise reading and writing the sight words: looked, before, into Choose a sight word and use it in a sentence (oral only)		Trace a cup, tissue box, and a dice to get a 2D shape. What 2D shape did you draw?			
Use the alphabet mat to name the letters and the sounds they make at random. Letter is ____ Sound is ____		Adult calls out a number. Do that many body movements such as jumps, claps, hops, star jumps, squats, lunges or clicks.			
Ask your child to: 1. Say the word 2. Stretch with word		Add the dots on a domino. Example:			

3. Write the sounds if they can

w-i-n-k
s-k-i-p
s-p-o-t
c-l-u-b



Thursday

English

Maths

Other Key Learning Areas

Segmenting compound words.
Adult says compound word. Child repeats the word and segments it into two words.
Example: cowboy, cow-boy

Downstairs
Lighthouse
Popcorn
Earthquake
Sunburn

Learn how to draw a triangle. Describe it.
How many sides?
How many corners?
Are the sides straight or curved?

Learn how to draw a rectangle. Describe it.
How many sides?
How many corners?
Are the sides straight or curved?

Watch and follow yoga.
<https://www.youtube.com/watch?v=ybPwuaGoa9E>

Listen to a book read by an adult. Draw a picture about your favourite part. Write a sentence if you can.

Draw a robot using only rectangles, squares, circles and triangles.

Practise reading and writing the sight words:
looked, before, into
Choose a sight word and use it in a sentence (oral only)

Use 10 toys and put them into 2 groups.

Try all the combinations you can think of that make 10. Write them down.


Example. $5 + 5 = 10$
 $1 + 9 = 10$

Write a grocery list for your family

Example:
*milk
*bread
*eggs

Count to 30 or 50 or 100 if you can.

Friday

English	Maths	Other Key Learning Areas
<p>Watch 'For the birds'. https://www.youtube.com/watch?v=WjoDEQqyTig. Draw your favourite part and write a sentence if you can.</p>	<p>Use matchsticks, paddlepop sticks, rocks etc to make 2D shapes.</p>	<p>Blow up a balloon. Game 1 – Keep the balloon up with your hands. Don't let it touch the floor.</p>
<p>Practise reading and writing the sight words: looked, before, into Choose a sight word and use it in a sentence (oral only)</p>	<p>Draw a triangle, square, circle and rectangle on some paper. Cut them out. Fold the shape in half or colour half.</p>	<p>Game 2 - Keep the balloon up with your feet. Don't let it touch the floor. How many kicks did you do before the balloon hit the floor. Game 3 – Throw the balloon up in the air, how many claps can you do before you catch it.</p>
<p>Play Balloon phonics https://www.topmarks.co.uk/phonics/balloon-phonics-cvc-game</p>	<p>Count back from 20 while doing star jumps!</p>	
<p>Ask your child to:</p> <ol style="list-style-type: none"> Say the word Stretch with word Write the sounds if they can <p>t-w-i-n s-t-o-p f-l-a-g p-l-u-g</p>	<p>Using your 10 fingers, try and make different combinations of what makes 10. Example:</p>  <p>1 + 9 = 10 6 + 4 = 10 2 + 8 = 10 7 + 3 = 10 3 + 7 = 10 8 + 2 = 10 4 + 6 = 10 9 + 1 = 10 5 + 5 = 10 10 + 0 = 10</p>	

Week 4

Monday

English		Maths		Other Key Learning Areas	
Listen to a book read by an adult. Draw a picture about your favourite part. Write a sentence if you can.		Do an activity on Mathletics.		Draw a picture of the people you can trust.	
Read one of your decodable readers online.		Find a collection of toys or objects from around the house and practise making two groups. Record how many in each group as well as the total. e.g. $3+6=9$			
Practise reading and writing the sight words: and, went, was		Sing the song: https://www.youtube.com/watch?v=WT_wvE_ykw4			
Ask your child to: Say the word Count the sounds Write the sounds if they can flip pod slap bun		Write your numbers 1-20 in rainbow colours!			

Tuesday

English		Maths		Other Key Learning Areas	
Listen to a book read by an adult. Draw a picture about your favourite part. Write a sentence if you can.		Do an activity on Mathletics.		Help an adult to do a job around the house like setting the table or feeding the pets.	
Read one of your decodable readers online.		Use numbered playing cards. Take out all the picture cards. Make two piles and chose a card from each pile. Write the two numbers as an addition number sentence and use the small pictures on the card to help you find the total.			

		e.g. $4+5=9$		
Practise reading and writing the sight words: and, went, was		Sing the song: https://www.youtube.com/watch?v=WHuuuh9GgP8		
Ask your child to: Say the word Count the sounds Write the sounds if they can drop hot melt from		Use water and a paintbrush or your finger to write your numbers 1-20 outside on concrete or the brick wall.		

Wednesday

English		Other Key Learning Areas	
Listen to a book read by an adult. Draw a picture about your favourite part. Write a sentence if you can.		Do an activity on Mathletics.	Do some Cosmic Kids Yoga: https://www.youtube.com/watch?v=LhYtcadR9nw
Read one of your decodable readers online.		Use two dot dice from a game. Roll them both. Record the addition number sentence and find the total by counting the dots. Use these online dice if you don't have any at home: https://www.online-stopwatch.com/online-dice/	
Practise reading and writing the sight words: and, went, was		Sing the song: https://www.youtube.com/watch?v=j94QT8HpsbQ	
Ask your child to: Say the word Count the sounds Write the sounds if they can bin trim		Use rocks, leaves, grass or sticks to try and make your numbers 1-10 outside.	

cap limp				
Thursday				
English				Other Key Learning Areas
Listen to a book read by an adult. Draw a picture about your favourite part. Write a sentence if you can.		Sing the song: https://www.youtube.com/watch?v=JjKhSyUVFBI&t=2s		Practise balancing. Use the video on Seesaw to help you.
Read one of your decodable readers online.		Cut up a piece of paper into different sized strips. Put the strips in order from shortest to longest.		
Practise reading and writing the sight words: and, went, was		Choose 5 of your toys and put them in order from shortest to tallest.		
Ask your child to: Say the word Count the sounds Write the sounds if they can clap stamp yet fox		Do an activity on Mathematics.		
Friday				
English		Maths		Other Key Learning Areas
Listen to a book read by an adult. Draw a picture about your favourite part. Write a sentence if you can.		Use paper clips, pegs or another item to measure different things around the house. How many pegs long is your dining table? A book?		Complete the directed drawing: https://www.youtube.com/watch?v=QR7WjcRRz64
Read one of your decodable readers online.		Go for a hunt around your house. Find something that is longer than a spoon. Find something that is shorter.		
Practise reading and writing the sight words: and, went, was		Do an activity on Mathematics.		
Ask your child to:		Use a group of objects to see how many ways you can make the		

Say the word

Count the sounds

Write the sounds if they can

self
gift
red
bad

number 7. Record the number sentences if you can.
E.g., $6+1=7$