

YEAR 6 BOOKLET WEEK 10

MONDAY

SPELLING

Write your spelling words in your book and discuss the meaning of them with someone at home.

Learning Intention: the trigraph /ssi/ making the sound 'sh' as in discussion

Red	Orange	Green
discussion passion mission permission depression impression	impression obsession percussion profession compassion admission	professional admission possession processional expression professional compassion obsession permission

SENTENCE OF THE DAY

SENTENCE OF THE DAY


Week Ten

Learning Intention: Write a sentence based on a given prompt.

A correct sentence has:


- A capital letter.
- A full stop.
- A subject.
- A verb.
- An object.
- May include time and place phrases to clarify information for the reader.
- Could be simple, compound or complex.



WRITING	<p>MAGIC MONDAY~</p> <p>Write a show don't tell piece of writing about a magic superpower. HOWEVER! You must not state what your magic power is and your teacher has to guess what your power is. You will need to be selective with your language choices and use great descriptive language for it to be clear what your power is.</p> <p>Good luck!</p>
READING	<p>READ A BOOK OF YOUR CHOICE FOR 20 MINUTES</p> <p>After reading: Complete one of the following sentences about what you have just read: Question: "I wonder if..." or "what if..." Connection: "This reminds me of..." Opinion: "I think..." Reaction: "WOW, I didn't know that..."</p>
COMPREHENSION	<p>CHARACTER PROFILE</p> <p>Pick a character from your favourite movie or book. You need to:</p> <ol style="list-style-type: none"> 1. Draw your character 2. List their likes and dislikes 3. What does your character do? 4. Write about their personality 5. Anything else that is unique to your character
PROBLEM SOLVING	<p>If my answer is 360. What is my question?</p> <p>Think of 5 possible questions.</p>
MATHS	<p>AREA REVISION: DESIGN A ZOO</p> <p>Using the grid paper in your booklet pack, design a zoo. Your zoo must have an entrance and exit and paths to connect to each exhibit. Your zoo can have any animals and enclosures of any size. Remember the area formula is length x width. Write the area of each exhibit and label each exhibit. Be creative!</p> 
OTHER OPTIONAL	<p>ART PROJECT FOR THE WEEK: YOU CAN COMPLETE IT EACH DAY</p>

You will need:
Pencils or textas or a black marker.


1. Draw a circle
2. Draw more circles within the middle and give them a shadow line so you can draw in the middle.
3. The shadow lines are zentangle printed
4. Pick colours to colour in the circle






HOME HELPING:

Wash the dishes after dinner

TUESDAY


SPELLING	Write 3-5 spelling words in a sentence in your book.
SENTENCE OF THE DAY	Write a sentence based on the prompt: 
WRITING	TELL US ABOUT IT TUESDAY- Reflective Writing: Can you believe it! 10 Weeks of home learning! Write a letter to your teacher answering the following: <ol style="list-style-type: none">1. What has it been like being at home for 10 weeks?2. What have you loved about home learning?3. What are you looking forward to about returning to school?4. What have you missed about school?5. What have you learnt this term?
READING	READ A BOOK OF YOUR CHOICE FOR 20 MINUTES After reading: Complete one of the following sentences about what you have just read: Question: "I wonder if..." or "what if..." Connection: "This reminds me of..." Opinion: "I think..." Reaction: "WOW, I didn't know that..."
COMPREHENSION	COMIC STRIP WITH A TWIST: Draw a comic strip of your favourite movie or book. HOWEVER, you need to pick a different scene from your character from Monday. Place your character in a new setting in the comic strip.

PROBLEM SOLVING	<p style="text-align: center;">FIGURE ME OUT!</p> <div style="text-align: center;">    </div>
MATHS	<p>3D SHAPES REVISION</p> <p>Using recycled items in your house, build something using those items. You might make a city, a robot, a car. Be creative! Send a photo and let your teacher know what 3D shapes you have used. You may even use 2D shapes to add details.</p>
OTHER	<p>CONTINUE WITH YOUR ART PROJECT</p> <p>PASSION PROJECT: Let us know more about you! Create about something you love. It could be your favourite sport, your favourite animal, something you love to do etc. Make it all about you!</p> <p>HOME HELPING: Clean up your room and one other room in your house</p>

WEDNESDAY

SPELLING

Scribble Spelling:
Write out your spelling list.
Draw a scribble on a piece of paper and use different colours to write out all your spelling words as many times as you can.



SENTENCE OF THE DAY

Write a sentence based on the following Prompt:



WRITING

WINTER WEDNESDAY-
What season is best? Summer or Winter?
Write a persuasive text persuading your teacher what is the best season, Summer or Winter?

READING

READ A BOOK OF YOUR CHOICE FOR 20 MINUTES
After reading:
Complete one of the following sentences about what you have just read:
Question: "I wonder if..." or "what if..."
Connection: "This reminds me of..."
Opinion: "I think..."
Reaction: "WOW, I didn't know that..."

COMPREHENSION

PREDICTING:
Look at this book cover, write a paragraph predicting what this story could be about? Give the story an exciting title.



PROBLEM SOLVING

Lana has 3 bags with the same amount of marbles in them, totalling 12 marbles. Markus has 3 bags with the same amount of marbles in them, totalling 18 marbles.

How many marbles does Lana have in her bag?
How many more marbles does Markus have in each bag?
If Lana had 5 bags with the same amount of marbles, how many marbles does she have in total now?

MATHS

MULTIPLICATION AND DIVISION REVISION:

Write a variety of multiplication algorithms: 3x2 digit numbers. If you are confident with those, 4x2 or 5x2 etc.

Write a variety of division problems and answer them. For example 4)304 etc.

Try and do 10 of each.

OTHER



CONTINUE WITH YOUR ART PROJECT

Go outside and listen to music in the sun

HOME HELPING:

Vacuum, mop or sweep the biggest room in your house

THURSDAY

SPELLING	Vowels and Consonant Colour Code: Using two different colours, write your words out using one colour for consonants and the other vowels. For example: WALLET
SENTENCE OF THE DAY	Write a sentence based on this prompt: 
WRITING	THINK INSIDE THE BOX THURSDAY What is in the box? Using your 5+1 senses, what is in the box? 
READING	READ A BOOK OF YOUR CHOICE FOR 20 MINUTES After reading: Complete one of the following sentences about what you have just read: Question: "I wonder if..." or "what if..." Connection: "This reminds me of..." Opinion: "I think..." Reaction: "WOW, I didn't know that..."
COMPREHENSION	DRAW THE SETTING BASED ON THIS DESCRIPTION: I stepped into the room and cough at the musty smell that felt like it was clogging my throat. I looked around. The yellow paint was peeling off the walls in strips and bubbles, exposing the greyish walls beneath. The battered, deep brown wood floors were stained in several places with rust-coloured smears. Dust webs floating in the air, stirred by the faint breeze coming from the door behind me. They were attached to the ceiling and fixtures in the wall. There was another door slightly opened, all I could smell was the strong smell of mice.
PROBLEM SOLVING	A partial lunar eclipse will occur on March 23rd/24th, lasting from 8:39pm on the 23rd through to 12:54am on the 24th. 1. How long will the lunar eclipse last?

2. How long is that in minutes?

MATHS

BUDGETING AND MONEY: PLAN A PARTY

Write out your budget and show your working out on what you spend your \$100 on to plan your party.



Party Supplies



Your parents finally put their trust in you to plan your own birthday party. You have \$100 to spend, and you can't go over your budget. How many people you invite is up to you, but you must be a good host and provide dessert, snacks, and drinks to each guest. All other items are optional.

Below is a list of common party supplies. Review the list carefully because some items are priced per individual item while others are priced per set or pack. You do not have to use every item on this list. Only choose what you would like. Remember, this is YOUR party. Make it unique and fun! You may certainly use items that are not on this list. Be creative! To determine the price, you can make a reasonable estimate or even look at a real party supplies catalog.

Supply List:

Item	Price
Balloons	\$0.50 each
Party Hats	\$2.00 for 6
Plates	\$2.00 for 8
Cups	\$2.00 for 8
Plastic Forks	\$2.00 for 50
Napkins	\$2.00 for 100
Cake (Store Bought)	\$20.00 serves 10 people
Cake (Homemade)	\$5 serves 10 people
Cupcakes (Store Bought)	\$1.00 each
Cupcakes (Homemade)	\$0.50 each
Ice Cream	\$3.00 per ½ gallon
Soda	\$2 each 2-liter bottle
Fruit Punch	\$2 per gallon
Pizza	\$8 per pie (8 slices)
Fruit or Veggie Tray	\$10 each (serves 20)
Invitations	\$5.00 for 10
Piñata	\$15.00
Candy to fill Piñata	\$3.00 per 50 pieces
Pin the Tail on the Donkey	\$5.00 for a 12 player game
Party Favors (cars, rings, slime, bouncy balls, other toys)	\$0.25 each
Party Favor Bags	\$1.00 for 8
Other games, activities or party items of your choice	make a reasonable estimate or use a party catalog or website


OTHER

CONTINUE WITH YOUR ART PROJECT

HOME HELPING:

Cook something delicious!

FRIDAY

SPELLING	Get someone to test you on your words or complete look, cover, write, check.
SENTENCE OF THE DAY	Write a sentence based on this prompt: 
READING	Read a book of your choice for 20 minutes After reading: Complete one of the following sentences about what you have just read: Question: "I wonder if..." or "what if..." Connection: "This reminds me of..." Opinion: "I think..." Reaction: "WOW, I didn't know that..."
OTHER	ART PROJECT: Send your teacher your art project when finished. HOME HELPING: Clean up your home learning space, ready for holidays!

YOUR ZOO DESIGN

