



## YEAR 5 BOOKLET WEEK 10




### MONDAY

<p><b>SPELLING</b></p>	<p>Write your spelling words in your book and discuss the meaning of them with someone at home. Learning Intention: the graph /a/ making the sound “o” as in swan.</p> <table border="1" style="width: 100%; border-collapse: collapse;"> <thead> <tr> <th style="width: 33%;">RED</th> <th style="width: 33%;">ORANGE</th> <th style="width: 33%;">GREEN</th> </tr> </thead> <tbody> <tr> <td>swan</td> <td>wanting</td> <td>watching</td> </tr> <tr> <td>was</td> <td>wanted</td> <td>qualify</td> </tr> <tr> <td>want</td> <td>what</td> <td>qualification</td> </tr> <tr> <td>wash</td> <td>salt</td> <td>quality</td> </tr> <tr> <td>swap</td> <td>salty</td> <td>squadron</td> </tr> <tr> <td>washing</td> <td>yacht</td> <td>quarantine</td> </tr> <tr> <td>wallet</td> <td>quarry</td> <td>wallaby</td> </tr> <tr> <td>waft</td> <td>squabble</td> <td>quarrel</td> </tr> </tbody> </table>	RED	ORANGE	GREEN	swan	wanting	watching	was	wanted	qualify	want	what	qualification	wash	salt	quality	swap	salty	squadron	washing	yacht	quarantine	wallet	quarry	wallaby	waft	squabble	quarrel
RED	ORANGE	GREEN																										
swan	wanting	watching																										
was	wanted	qualify																										
want	what	qualification																										
wash	salt	quality																										
swap	salty	squadron																										
washing	yacht	quarantine																										
wallet	quarry	wallaby																										
waft	squabble	quarrel																										
<p><b>SENTENCE OF THE DAY</b></p>	<div style="background-color: #e0f2f1; padding: 10px; border: 1px solid #ccc;"> <p style="text-align: center;">SENTENCE OF THE DAY <span style="float: right;"><i>Week Ten</i></span></p> <p style="background-color: #00e0b0; color: white; padding: 5px;"><b>Learning Intention:</b> Write a sentence based on a given prompt.</p> <p><b>A correct sentence has:</b></p> <ul style="list-style-type: none"> <li>A capital letter.</li> <li>A full stop.</li> <li>A subject.</li> <li>A verb.</li> <li>An object.</li> <li>May include time and place phrases to clarify information for the reader.</li> <li>Could be simple, compound or complex.</li> </ul> </div> 																											
<p><b>WRITING</b></p>	<p><b>MAGIC MONDAY~</b></p> <p>Write a show don't tell piece of writing about a magic superpower. <b>HOWEVER!</b> You must not state what your magic power is and your teacher has to guess what your power is. You will need to be selective with your language choices and use great descriptive language for it to be clear what your power is.</p> <p>Good luck!</p>																											



# TUESDAY

<b>SPELLING</b>	Write 3-5 spelling words in a sentence in your book.
<b>SENTENCE OF THE DAY</b>	Write a sentence based on the prompt: 
<b>WRITING</b>	<b>TELL US ABOUT IT TUESDAY~</b> Reflective Writing: Can you believe it! 10 Weeks of home learning! Write a letter to your teacher answering the following: <ol style="list-style-type: none"><li>1. What has it been like being at home for 10 weeks?</li><li>2. What have you loved about home learning?</li><li>3. What are you looking forward to about returning to school?</li><li>4. What have you missed about school?</li><li>5. What have you learnt this term?</li></ol>
<b>READING</b>	<b>READ A BOOK OF YOUR CHOICE FOR 20 MINUTES</b> After reading: Complete one of the following sentences about what you have just read: <b>Question:</b> "I wonder if..." or "what if..." <b>Connection:</b> "This reminds me of..." <b>Opinion:</b> "I think..." <b>Reaction:</b> "WOW, I didn't know that..."
<b>COMPREHENSION</b>	<b>COMIC STRIP WITH A TWIST:</b> Draw a comic strip of your favourite movie or book. HOWEVER, you need to pick a different scene from your character from Monday. Place your character in a new setting in the comic strip.

<b>PROBLEM SOLVING</b>	<p style="text-align: center;"><b>FIGURE ME OUT!</b></p> <div style="text-align: center;">        </div>
<b>MATHS</b>	<p><b>3D SHAPES REVISION</b></p> <p>Using recycled items in your house, build something using those items. You might make a city, a robot, a car. Be creative! Send a photo and let your teacher know what 3D shapes you have used. You may even use 2D shapes to add details.</p>
<b>OTHER</b>	<p><b>CONTINUE WITH YOUR ART PROJECT</b></p> <p><b>PASSION PROJECT:</b> Let us know more about you! Create about something you love. It could be your favourite sport, your favourite animal, something you love to do etc. Make it all about you!</p> <p><b>HOME HELPING:</b> Clean up your room and one other room in your house</p>







**PROBLEM SOLVING**

Lana has 3 bags with the same amount of marbles in them, totalling 12 marbles. Markus has 3 bags with the same amount of marbles in them, totalling 18 marbles.

How many marbles does Lana have in her bag?  
How many more marbles does Markus have in each bag?  
If Lana had 5 bags with the same amount of marbles, how many marbles does she have in total now?

**MATHS**

**MULTIPLICATION AND DIVISION REVISION:**

Write a variety of multiplication algorithms: 3x2 digit numbers. If you are confident with those, 4x2 or 5x2 etc.

Write a variety of division problems and answer them. For example 4)304 etc.

Try and do 10 of each.

**OTHER**



**CONTINUE WITH YOUR ART PROJECT**

Go outside and listen to music in the sun

**HOME HELPING:**

Vacuum, mop or sweep the biggest room in your house

# THURSDAY

<b>SPELLING</b>	Vowels and Consonant Colour Code: Using two different colours, write your words out using one colour for consonants and the other vowels. For example: <b>WALLET</b>
<b>SENTENCE OF THE DAY</b>	Write a sentence based on this prompt: 
<b>WRITING</b>	<b>THINK INSIDE THE BOX THURSDAY</b> What is in the box? Using your 5+1 senses, what is in the box? 
<b>READING</b>	<b>READ A BOOK OF YOUR CHOICE FOR 20 MINUTES</b> After reading: Complete one of the following sentences about what you have just read: <b>Question:</b> "I wonder if..." or "what if..." <b>Connection:</b> "This reminds me of..." <b>Opinion:</b> "I think..." <b>Reaction:</b> "WOW, I didn't know that..."
<b>COMPREHENSION</b>	<b>DRAW THE SETTING BASED ON THIS DESCRIPTION:</b> I stepped into the room and coughed at the musty smell that felt like it was clogging my throat. I looked around. The yellow paint was peeling off the walls in strips and bubbles, exposing the greyish walls beneath. The battered, deep brown wood floors were stained in several places with rust-coloured smears. Dust webs floating in the air, stirred by the faint breeze coming from the door behind me. They were attached to the ceiling and fixtures in the wall. There was another door slightly opened, all I could smell was the strong smell of mice.
<b>PROBLEM SOLVING</b>	A partial lunar eclipse will occur on March 23rd/24th, lasting from 8:39pm on the 23rd through to 12:54am on the 24th. <ol style="list-style-type: none"><li>1. How long will the lunar eclipse last?</li><li>2. How long is that in minutes?</li></ol>

**MATHS****BUDGETING AND MONEY: PLAN A PARTY**

Write out your budget and show your working out on what you spend your \$100 on to plan your party.



## Party Supplies



Your parents finally put their trust in you to plan your own birthday party. You have \$100 to spend, and you can't go over your budget. How many people you invite is up to you, but you must be a good host and provide dessert, snacks, and drinks to each guest. All other items are optional.

Below is a list of common party supplies. Review the list carefully because some items are priced per individual item while others are priced per set or pack. You do not have to use every item on this list. Only choose what you would like. Remember, this is YOUR party. Make it unique and fun! You may certainly use items that are not on this list. Be creative! To determine the price, you can make a reasonable estimate or even look at a real party supplies catalog.

### Supply List:


Item	Price
Balloons	\$0.50 each
Party Hats	\$2.00 for 6
Plates	\$2.00 for 8
Cups	\$2.00 for 8
Plastic Forks	\$2.00 for 50
Napkins	\$2.00 for 100
Cake (Store Bought)	\$20.00 serves 10 people
Cake (Homemade)	\$5 serves 10 people
Cupcakes (Store Bought)	\$1.00 each
Cupcakes (Homemade)	\$0.50 each
Ice Cream	\$3.00 per ½ gallon
Soda	\$2 each 2-liter bottle
Fruit Punch	\$2 per gallon
Pizza	\$8 per pie (8 slices)
Fruit or Veggie Tray	\$10 each (serves 20)
Invitations	\$5.00 for 10
Piñata	\$15.00
Candy to fill Piñata	\$3.00 per 50 pieces
Pin the Tail on the Donkey	\$5.00 for a 12 player game
Party Favors (cars, rings, slime, bouncy balls, other toys)	\$0.25 each
Party Favor Bags	\$1.00 for 8
Other games, activities or party items of your choice	make a reasonable estimate or use a party catalog or website

**OTHER****CONTINUE WITH YOUR ART PROJECT****HOME HELPING:**

Cook something delicious!



# FRIDAY

<b>SPELLING</b>	Get someone to test you on your words or complete look, cover, write, check.
<b>SENTENCE OF THE DAY</b>	Write a sentence based on this prompt: 
<b>READING</b>	Read a book of your choice for 20 minutes After reading: Complete one of the following sentences about what you have just read: <b>Question:</b> "I wonder if..." or "what if..." <b>Connection:</b> "This reminds me of..." <b>Opinion:</b> "I think..." <b>Reaction:</b> "WOW, I didn't know that..."
<b>OTHER</b>	<b>ART PROJECT:</b> Send your teacher your art project when finished. <b>HOME HELPING:</b> Clean up your home learning space, ready for holidays!

# YOUR ZOO DESIGN

