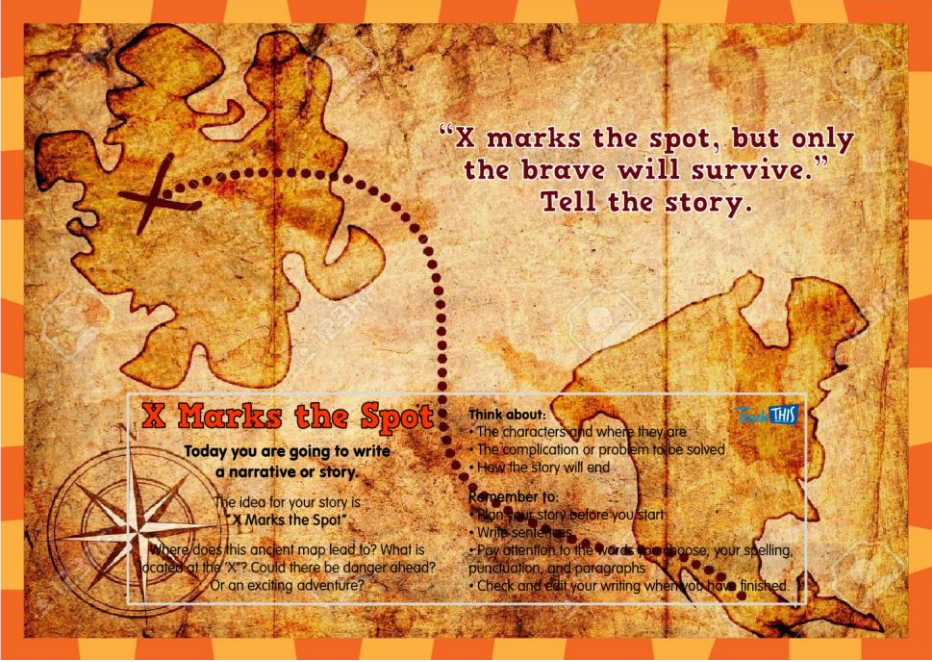


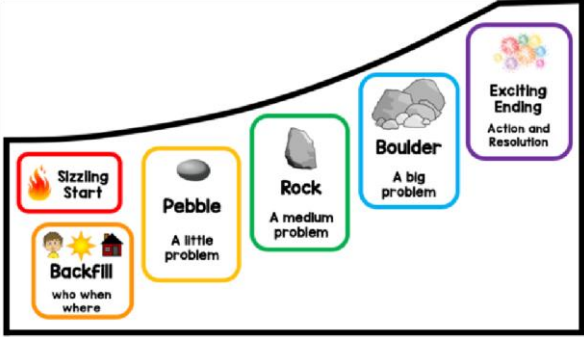
# Year 3 Home Booklet 8


## Monday

|                                                                                                        |                                                                                                                                                                                                                                                                                                                                                                                                                                                                                                                                                                                                                                                                                                                                                                      |                                                                                                           |  |  |                                                                          |                                                                           |                                                                                                           |
|--------------------------------------------------------------------------------------------------------|----------------------------------------------------------------------------------------------------------------------------------------------------------------------------------------------------------------------------------------------------------------------------------------------------------------------------------------------------------------------------------------------------------------------------------------------------------------------------------------------------------------------------------------------------------------------------------------------------------------------------------------------------------------------------------------------------------------------------------------------------------------------|-----------------------------------------------------------------------------------------------------------|--|--|--------------------------------------------------------------------------|---------------------------------------------------------------------------|-----------------------------------------------------------------------------------------------------------|
| <p>Spelling</p>                                                                                        | <p>Discuss the meaning of each of your spelling words with someone then write your words out <i>three times</i>.</p> <table border="1" style="margin-left: auto; margin-right: auto;"> <tr> <td colspan="3" style="text-align: center;"> <p>Graph /o/ making the sound "oh" as in photo.<br/>Plural rule: Words ending in o- usually add es</p> </td> </tr> <tr> <td style="vertical-align: top;"> <p><b>Red</b><br/>hero<br/>heroes<br/>potato<br/>potatoes<br/>photos</p> </td> <td style="vertical-align: top;"> <p><b>Orange</b><br/>echo<br/>echoes<br/>mango<br/>mangoes<br/>pianos</p> </td> <td style="vertical-align: top;"> <p><b>Green</b><br/>banjo<br/>banjos<br/>mosquito<br/>mosquitoes<br/>radios<br/>studios<br/>kangaroos</p> </td> </tr> </table> | <p>Graph /o/ making the sound "oh" as in photo.<br/>Plural rule: Words ending in o- usually add es</p>    |  |  | <p><b>Red</b><br/>hero<br/>heroes<br/>potato<br/>potatoes<br/>photos</p> | <p><b>Orange</b><br/>echo<br/>echoes<br/>mango<br/>mangoes<br/>pianos</p> | <p><b>Green</b><br/>banjo<br/>banjos<br/>mosquito<br/>mosquitoes<br/>radios<br/>studios<br/>kangaroos</p> |
| <p>Graph /o/ making the sound "oh" as in photo.<br/>Plural rule: Words ending in o- usually add es</p> |                                                                                                                                                                                                                                                                                                                                                                                                                                                                                                                                                                                                                                                                                                                                                                      |                                                                                                           |  |  |                                                                          |                                                                           |                                                                                                           |
| <p><b>Red</b><br/>hero<br/>heroes<br/>potato<br/>potatoes<br/>photos</p>                               | <p><b>Orange</b><br/>echo<br/>echoes<br/>mango<br/>mangoes<br/>pianos</p>                                                                                                                                                                                                                                                                                                                                                                                                                                                                                                                                                                                                                                                                                            | <p><b>Green</b><br/>banjo<br/>banjos<br/>mosquito<br/>mosquitoes<br/>radios<br/>studios<br/>kangaroos</p> |  |  |                                                                          |                                                                           |                                                                                                           |
| <p>Sentence of the day</p>                                                                             | <p><b>A complex sentence</b> has an independent clause joined by one or more dependent clauses. A complex sentence always has a subordinator such as <i>because, since, after, although, or when</i> or a relative pronoun such as <i>that, who, or which</i>.</p> <p>For example: treasure – I will dig for treasure <u>after</u> I find the map.</p> <p>Write a complex sentence about:</p> <ul style="list-style-type: none"> <li>• the umbrella</li> </ul>                                                                                                                                                                                                                                                                                                       |                                                                                                           |  |  |                                                                          |                                                                           |                                                                                                           |
| <p>Writing</p>                                                                                         | <p><b>Plan</b> a story for this writing prompt:</p>                                                                                                                                                                                                                                                                                                                                                                                                                                                                                                                                                                                                                              |                                                                                                           |  |  |                                                                          |                                                                           |                                                                                                           |
| <p>Reading</p>                                                                                         | <p>Read for 20 minutes.</p>                                                                                                                                                                                                                                                                                                                                                                                                                                                                                                                                                                                                                                                                                                                                          |                                                                                                           |  |  |                                                                          |                                                                           |                                                                                                           |
| <p>Comprehension</p>                                                                                   | <p>Choose a book you have at home or listen to one on YouTube. Write a summary of the book. A summary is when you explain what happens in a story to someone else. You should include the characters, setting, main idea, the problem and how it ends.</p>                                                                                                                                                                                                                                                                                                                                                                                                                                                                                                           |                                                                                                           |  |  |                                                                          |                                                                           |                                                                                                           |

|                                                                                                                                                                                                                                                                           |                                                                                                                                                                                                                                                                                                                                                                                                                                                                                                                                                                                                                                                                                                                                                                                                                                                                                                                                                                                                                                                                                                                                                                                                                                        |                                                                                                                                                                                                                                  |
|---------------------------------------------------------------------------------------------------------------------------------------------------------------------------------------------------------------------------------------------------------------------------|----------------------------------------------------------------------------------------------------------------------------------------------------------------------------------------------------------------------------------------------------------------------------------------------------------------------------------------------------------------------------------------------------------------------------------------------------------------------------------------------------------------------------------------------------------------------------------------------------------------------------------------------------------------------------------------------------------------------------------------------------------------------------------------------------------------------------------------------------------------------------------------------------------------------------------------------------------------------------------------------------------------------------------------------------------------------------------------------------------------------------------------------------------------------------------------------------------------------------------------|----------------------------------------------------------------------------------------------------------------------------------------------------------------------------------------------------------------------------------|
| <p>Maths activity</p>                                                                                                                                                                                                                                                     | <p><b>Play: Rounding 2 digit numbers</b><br/>         You will need 2 dice but you can play if you don't have any.</p>                                                                                                                                                                                                                                                                                                                                                                                                                                                                                                                                                                                                                                                                                                                                                                                                                                                                                                                                                                                                                                                                                                                 |                                                                                                                                                                                                                                  |
|                                                                                                                                                                                                                                                                           | <p>How to play: Roll your 2 dice to create a 2-digit number, make one up if you don't have any dice. Round this number to the nearest 10. This is your starting number. Roll again, round this number to the nearest ten and add this to your score. Repeat until you get to 1000.<br/>         Eg.</p> <div data-bbox="798 369 1141 604" style="border: 1px solid gray; padding: 5px; text-align: center;"> <p>27 round to 30<br/>           46 round to 50<br/>           50+30 =80 New score</p> </div> <p>Extension: Make a three digit number, round to the nearest ten and repeat until you get to 10,000.</p>                                                                                                                                                                                                                                                                                                                                                                                                                                                                                                                                                                                                                   |                                                                                                                                                                                                                                  |
| <p>Maths Problem Solving</p>                                                                                                                                                                                                                                              | <p>The sum of two numbers is 500. If one of the numbers is 345. What is the other number?</p>                                                                                                                                                                                                                                                                                                                                                                                                                                                                                                                                                                                                                                                                                                                                                                                                                                                                                                                                                                                                                                                                                                                                          | <p><b>Read the question twice</b><br/> <u>Write down what you know.</u><br/> <b>Decide which operation you will use (add, subtract, multiply, divide).</b><br/> <u>Solve the problem!</u><br/> <u>Write a worded answer.</u></p> |
| <p>Science</p>                                                                                                                                                                                                                                                            | <p>Uluru is located in the Uluru-Kata Tjuta National Park in the Northern Territory, Australia. The Anangu people are recognised as the traditional owners of that land. It is world famous for being a large red-orange rock in the middle of a very flat land.</p> <div data-bbox="399 1142 1236 1344" style="text-align: center;"> </div> <p>Have you ever wondered where it came from?</p> <p>The origin of Uluru is explained differently by Anangu people and by scientists. Here the origin is explained by a geologist.</p> <p>'Uluru is like the tip of an iceberg. It is part of a massive rock that stretches underground for many kilometres. Millions of years ago, there was a layer of hard rock between two softer rocks. The land tilted slightly. Over the years the rocks around Uluru eroded away, leaving Uluru standing in a flat plain.'</p> <div data-bbox="478 1657 1141 1948" style="text-align: center;"> </div> <p>Have you ever wondered why it looks like that?</p> <p>'The orange colour of Uluru is due to grains of iron in the rock. When exposed to air, these grains rust like nails do when left out in the rain. If a piece of rock breaks away the rock underneath is grey until it rusts.'</p> |                                                                                                                                                                                                                                  |
| <p><b>Can you read this information and answer the following questions:</b></p> <ol style="list-style-type: none"> <li>1. What is Uluru?</li> <li>2. Where did Uluru come from?</li> <li>3. How did erosion help shape Uluru?</li> <li>4. Why is Uluru orange?</li> </ol> |                                                                                                                                                                                                                                                                                                                                                                                                                                                                                                                                                                                                                                                                                                                                                                                                                                                                                                                                                                                                                                                                                                                                                                                                                                        |                                                                                                                                                                                                                                  |

# Tuesday

|                       |                                                                                                                                                                                                                                                                                                                                                                                                                                                                                                                        |                                                                                                                                                                                                                                  |
|-----------------------|------------------------------------------------------------------------------------------------------------------------------------------------------------------------------------------------------------------------------------------------------------------------------------------------------------------------------------------------------------------------------------------------------------------------------------------------------------------------------------------------------------------------|----------------------------------------------------------------------------------------------------------------------------------------------------------------------------------------------------------------------------------|
| Spelling              | Write your spelling words and record the <b>syllables</b> and <b>sounds</b> in each of your words.                                                                                                                                                                                                                                                                                                                                                                                                                     |                                                                                                                                                                                                                                  |
| Sentence of the day   | <p><b>A complex sentence</b> has an independent clause joined by one or more dependent clauses. A complex sentence always has a subordinator such as <i>because, since, after, although, or when</i> or a relative pronoun such as <i>that, who, or which</i>.</p> <p>For example: treasure – I will dig for treasure <u>after</u> I find the map.</p> <p>Write a complex sentence about:</p> <ul style="list-style-type: none"> <li>the holiday</li> </ul>                                                            |                                                                                                                                                                                                                                  |
| Writing               | <p>Use your plan from yesterday to write your story today. Don't forget to include all the parts of a story!</p>                                                                                                                                                                                                                                                                                                                    |                                                                                                                                                                                                                                  |
| Reading               | Read for 20 minutes                                                                                                                                                                                                                                                                                                                                                                                                                                                                                                    |                                                                                                                                                                                                                                  |
| Comprehension         | Using the book you read today or the book you wrote a summary for yesterday, visualise your favourite part of the book and draw a picture of it.                                                                                                                                                                                                                                                                                                                                                                       |                                                                                                                                                                                                                                  |
| Maths activity        | <p>Play: Rounding 2 digit numbers<br/>         You will need 2 dice but you can play if you don't have any.<br/>         How to play: Roll your 2 dice to create a 2-digit number, make one up if you don't have any dice. Round this number to the nearest 10. This is your starting number. Roll again, round this number to the nearest ten and add this to your score. Repeat until you get to 1000.</p> <p>Extension: Make a three digit number, round to the nearest ten and repeat until you get to 10,000.</p> |                                                                                                                                                                                                                                  |
| Maths Problem Solving | <p>Miss Stringer has 271 flowers. Mrs Murtz has 49 more flowers than Miss Stringer. How many flowers do both of them have together?</p>                                                                                                                                                                                                                                                                                                                                                                                | <p><b>Read the question twice</b><br/> <b>Write down what you know.</b><br/> <b>Decide which operation you will use (add, subtract, multiply, divide).</b><br/> <b>Solve the problem!</b><br/> <b>Write a worded answer.</b></p> |
| History               | Talk with your family at home or over the phone or internet and create a family tree. You might like to include a picture of each person.                                                                                                                                                                                                                                                                                                                                                                              |                                                                                                                                                                                                                                  |





## Wednesday

|                       |                                                                                                                                                                                                                                                                                                                                                                                                                                                                                                                        |
|-----------------------|------------------------------------------------------------------------------------------------------------------------------------------------------------------------------------------------------------------------------------------------------------------------------------------------------------------------------------------------------------------------------------------------------------------------------------------------------------------------------------------------------------------------|
| Spelling              | Write all of your words in <b>sentences</b> .                                                                                                                                                                                                                                                                                                                                                                                                                                                                          |
| Sentence of the day   | <p><b>A complex sentence</b> has an independent clause joined by one or more dependent clauses. A complex sentence always has a subordinator such as <i>because, since, after, although, or when</i> or a relative pronoun such as <i>that, who, or which</i>.</p> <p>For example: treasure – I will dig for treasure <u>after</u> I find the map.</p> <p>Write a complex sentence about:</p> <ul style="list-style-type: none"> <li>underwater</li> </ul>                                                             |
| Writing               | <p>Read the story that you wrote yesterday, check you have all the parts of a story and did your best spelling. Illustrate your story (draw a picture).</p> <p>Read your story to someone in your family, ask them to give you a '<b>glow</b>' one things they really liked about your story and a '<b>grow</b>' something they think you could improve next time.</p>                                                                                                                                                 |
| Reading               | Read for 20 minutes.                                                                                                                                                                                                                                                                                                                                                                                                                                                                                                   |
| Comprehension         | Choose a book you have read recently and create a comic about the story.                                                                                                                                                                                                                                                                                                                                                                                                                                               |
| Maths activity        | <p>Play: Rounding 2 digit numbers<br/>         You will need 2 dice but you can play if you don't have any.<br/>         How to play: Roll your 2 dice to create a 2-digit number, make one up if you don't have any dice. Round this number to the nearest 10. This is your starting number. Roll again, round this number to the nearest ten and add this to your score. Repeat until you get to 1000.</p> <p>Extension: Make a three digit number, round to the nearest ten and repeat until you get to 10,000.</p> |
| Maths Problem Solving | <p>Annabelle has \$24.75. She has a ten dollar note and two five dollar notes. What coins might she have?</p> <div data-bbox="1198 1883 1497 2130" style="border: 1px solid black; padding: 5px;"> <p><b>Read the question twice</b><br/> <b>Write down what you know.</b><br/> <b>Decide which operation you will use (add, subtract, multiply, divide).</b><br/> <b>Solve the problem!</b><br/> <b>Write a worded answer.</b></p> </div>                                                                             |

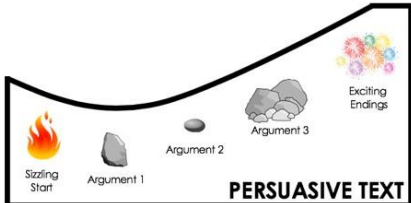
|       |                                                                                                                                                                                                                                                                                                                                                                                                                                                                                 |
|-------|---------------------------------------------------------------------------------------------------------------------------------------------------------------------------------------------------------------------------------------------------------------------------------------------------------------------------------------------------------------------------------------------------------------------------------------------------------------------------------|
| Sport | <p>Use the picture below to help you complete a workout and get your body moving!</p>  <p><i>Quick Set with Kids</i></p> <ul style="list-style-type: none"> <li>50 crunches</li> <li>25 jumping jacks</li> <li>20 lunges</li> <li>10 tricep dips</li> <li>5 push-ups</li> <li>50 bicycles</li> <li>5 burpees</li> <li>20 squats</li> <li>25 high knees</li> <li>(repeat if desired)</li> </ul> |
|-------|---------------------------------------------------------------------------------------------------------------------------------------------------------------------------------------------------------------------------------------------------------------------------------------------------------------------------------------------------------------------------------------------------------------------------------------------------------------------------------|

## Thursday

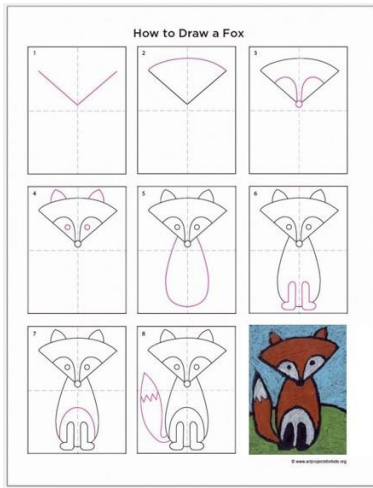
|                     |                                                                                                                                                                                                                                                                                                                                                                                                                                                                                                                        |
|---------------------|------------------------------------------------------------------------------------------------------------------------------------------------------------------------------------------------------------------------------------------------------------------------------------------------------------------------------------------------------------------------------------------------------------------------------------------------------------------------------------------------------------------------|
| Spelling            | <p><b>Fancy Writing-</b> say the word aloud, write the word, now write it in fancy writing.</p>                                                                                                                                                                                                                                                                                                                                                                                                                        |
| Sentence of the day | <p><b>A complex sentence</b> has an independent clause joined by one or more dependent clauses. A complex sentence always has a subordinator such as <i>because, since, after, although, or when</i> or a relative pronoun such as <i>that, who, or which</i>.</p> <p>For example: treasure – I will dig for treasure <u>after</u> I find the map.</p> <p>Write a complex sentence about:</p> <ul style="list-style-type: none"> <li>• my uniform</li> </ul>                                                           |
| Writing             | <p>Write a descriptive paragraph based on this picture, remember to include your five senses (see, hear, taste, touch, feel) to make your writing paint a picture.</p> <div style="display: flex; align-items: center; justify-content: center;">   </div>                                                                                      |
| Reading             | <p>Read for 20 minutes.</p>                                                                                                                                                                                                                                                                                                                                                                                                                                                                                            |
| Comprehension       | <p>Choose a book you have read recently. What does this book remind you of? It might remind you of another book or movie, or something that has happened in your life. Write a short response of what it reminds you of and why.</p>                                                                                                                                                                                                                                                                                   |
| Maths activity      | <p>Play: Rounding 2 digit numbers<br/>         You will need 2 dice but you can play if you don't have any.<br/>         How to play: Roll your 2 dice to create a 2-digit number, make one up if you don't have any dice. Round this number to the nearest 10. This is your starting number. Roll again, round this number to the nearest ten and add this to your score. Repeat until you get to 1000.</p> <p>Extension: Make a three digit number, round to the nearest ten and repeat until you get to 10,000.</p> |

|                          |                                                                                                                                                                                                                        |                                                                                                                                                                                                                                    |
|--------------------------|------------------------------------------------------------------------------------------------------------------------------------------------------------------------------------------------------------------------|------------------------------------------------------------------------------------------------------------------------------------------------------------------------------------------------------------------------------------|
| Maths<br>Problem Solving | Jason has \$10.00. Lucy has \$4.50 less than Jason. How much money do they both have altogether?                                                                                                                       | <p><b>Read the question twice</b><br/>Write down <b>what you know</b>.</p> <p>Decide which <b>operation</b> you will use (add, subtract, multiply, divide).</p> <p><b>Solve the problem!</b><br/>Write a <b>worded answer</b>.</p> |
| Health                   | Make a list of the things you can do to be healthy eg. Drinks lots of water. Make a poster or pamphlet that informs people of how to live a healthy lifestyle. Make sure you include lots of information and pictures. |                                                                                                                                                                                                                                    |

## Friday

|                       |                                                                                                                                                                                                                                                                                                                                                                                                                                                                                                      |                                                                                                                                                                                                                                    |
|-----------------------|------------------------------------------------------------------------------------------------------------------------------------------------------------------------------------------------------------------------------------------------------------------------------------------------------------------------------------------------------------------------------------------------------------------------------------------------------------------------------------------------------|------------------------------------------------------------------------------------------------------------------------------------------------------------------------------------------------------------------------------------|
| Spelling              | Get someone to test you on your spelling words or do a <b>look cover write check</b> with them.                                                                                                                                                                                                                                                                                                                                                                                                      |                                                                                                                                                                                                                                    |
| Sentence of the day   | <p><b>A complex sentence</b> has an independent clause joined by one or more dependent clauses. A complex sentence always has a subordinator such as <i>because, since, after, although, or when</i> or a relative pronoun such as <i>that, who, or which</i>.</p> <p>For example: treasure – I will dig for treasure <u>after</u> I find the map.</p> <p>Write a complex sentence about:</p> <ul style="list-style-type: none"> <li>lunchtime</li> </ul>                                            |                                                                                                                                                                                                                                    |
| Writing               | <p><b>If you're at home learning you should be wearing your uniform everyday! You can't learn properly in pajamas!</b></p> <p>Do you agree or disagree? Can you tell your teacher what you think.</p>                                                                                                                                                                                                                                                                                                |                                                                                                                                               |
| Reading               | Read for 20 minutes                                                                                                                                                                                                                                                                                                                                                                                                                                                                                  |                                                                                                                                                                                                                                    |
| Topic Talk            | <p>Write a short speech or topic talk about <b>your favourite place you have ever visited</b>.</p> <p>Make sure you include detail about where the place is, what you can do there and why it is your favourite. If you can, film yourself giving your speech and send it to your teacher.</p>                                                                                                                                                                                                       |                                                                                                                                                                                                                                    |
| Maths activity        | <p>Play: Rounding 2 digit numbers<br/>You will need 2 dice but you can play if you don't have any.<br/>How to play: Roll your 2 dice to create a 2-digit number, make one up if you don't have any dice. Round this number to the nearest 10. This is your starting number. Roll again, round this number to the nearest ten and add this to your score. Repeat until you get to 1000.</p> <p>Extension: Make a three-digit number, round to the nearest ten and repeat until you get to 10,000.</p> |                                                                                                                                                                                                                                    |
| Maths Problem Solving | The total length of 4 ribbons is 1m. What is the length of each ribbon? Find you find three combinations? (Hint: 1m=100cm)                                                                                                                                                                                                                                                                                                                                                                           | <p><b>Read the question twice</b><br/>Write down <b>what you know</b>.</p> <p>Decide which <b>operation</b> you will use (add, subtract, multiply, divide).</p> <p><b>Solve the problem!</b><br/>Write a <b>worded answer</b>.</p> |

Creative Arts



Do a directed drawing of a fox using the picture.

Recognising patterns in subtraction is useful in extending known facts.

Can you see the pattern in this set of facts?

$17 - 3 = 14$

$37 - 3 = 34$

$27 - 3 = 24$

$47 - 3 = 44$

- 1** Extend each set of subtraction patterns in the sets below and then shade the answers on this grid:

|    |    |    |    |    |    |    |    |    |     |
|----|----|----|----|----|----|----|----|----|-----|
| 1  | 2  | 3  | 4  | 5  | 6  | 7  | 8  | 9  | 10  |
| 11 | 12 | 13 | 14 | 15 | 16 | 17 | 18 | 19 | 20  |
| 21 | 22 | 23 | 24 | 25 | 26 | 27 | 28 | 29 | 30  |
| 31 | 32 | 33 | 34 | 35 | 36 | 37 | 38 | 39 | 40  |
| 41 | 42 | 43 | 44 | 45 | 46 | 47 | 48 | 49 | 50  |
| 51 | 52 | 53 | 54 | 55 | 56 | 57 | 58 | 59 | 60  |
| 61 | 62 | 63 | 64 | 65 | 66 | 67 | 68 | 69 | 70  |
| 71 | 72 | 73 | 74 | 75 | 76 | 77 | 78 | 79 | 80  |
| 81 | 82 | 83 | 84 | 85 | 86 | 87 | 88 | 89 | 90  |
| 91 | 92 | 93 | 94 | 95 | 96 | 97 | 98 | 99 | 100 |

**a Set 1**

$8 - 2 = \square$

$18 - 2 = \square$

$28 - 2 = \square$

$38 - 2 = \square$

$48 - 2 = \square$

$58 - 2 = \square$

$68 - 2 = \square$

$78 - 2 = \square$

**b Set 2**

$25 - 4 = \square$

$35 - 4 = \square$

$45 - 4 = \square$

$55 - 4 = \square$

$65 - 4 = \square$

$75 - 4 = \square$

$85 - 4 = \square$

$95 - 4 = \square$

**c Set 3**

$19 - 6 = \square$

$29 - 6 = \square$

$39 - 6 = \square$

$49 - 6 = \square$

$59 - 6 = \square$

$69 - 6 = \square$

$79 - 6 = \square$

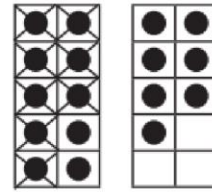
$89 - 6 = \square$



A ten frame is useful to show the bridge to ten strategy when subtracting.


Here are 17 counters in 2 tens frames.

When you see  $17 - 8 = \square$ , cross out 8 from the first ten frame then add what is left.

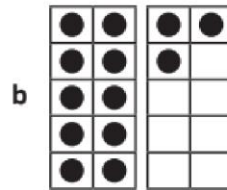


$$17 - 8 = 9$$


- 1 Use each ten frame to subtract using bridge to ten. Cross out the number of counters that are subtracted from the first ten frame:



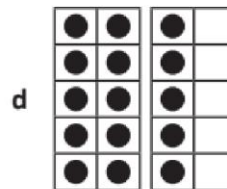
$$16 - 9 = \square$$



$$13 - 7 = \square$$



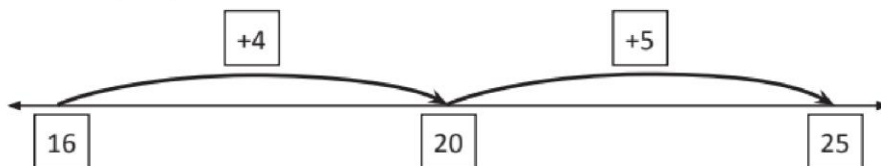
$$14 - 9 = \square$$



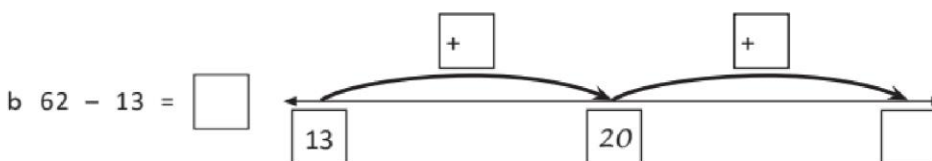
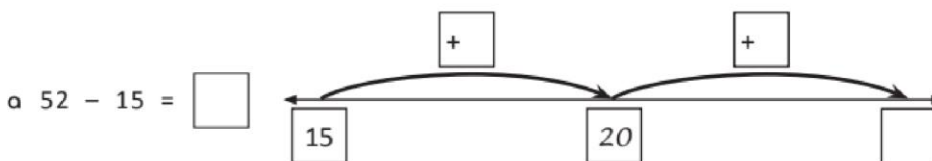
$$15 - 8 = \square$$

Bridge to the next ten and then count on what is left.

$$25 - 16 = \square$$

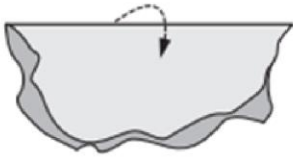


- 6 Use the number lines to bridge to ten:

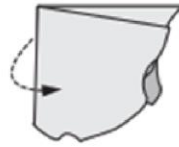


A right angle is an angle where two lines meet at a square corner.

Make a right angle tester by folding a piece of paper like this:



**Step 1:** Fold a piece of paper in half.

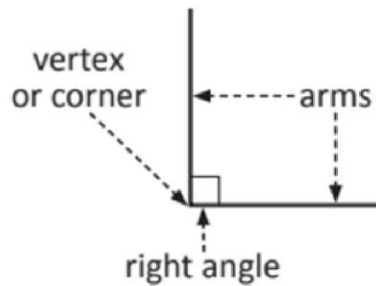


**Step 2:** Fold the same piece of paper in half again.

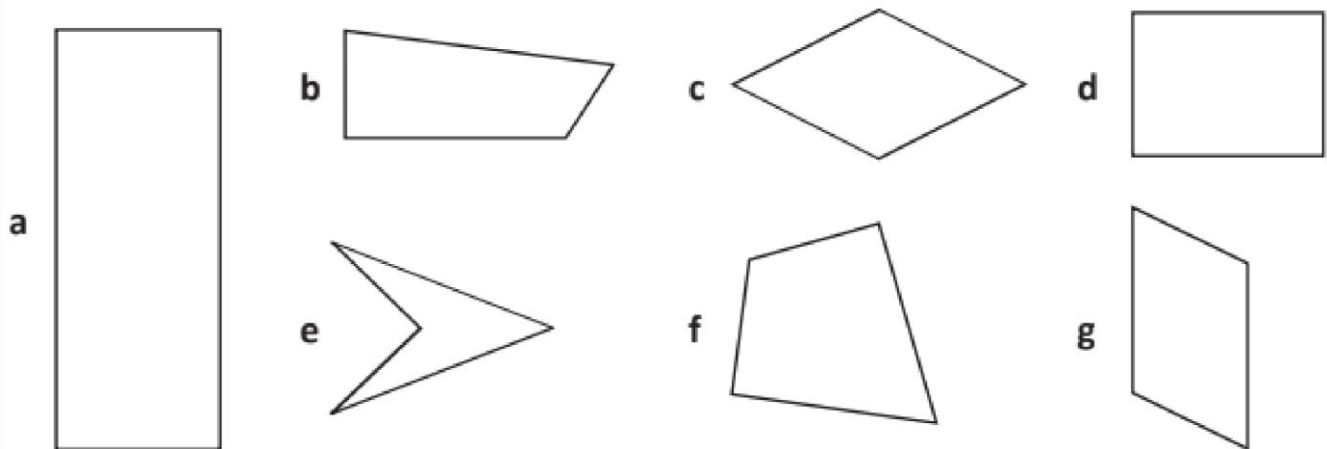


**Step 3:** Make sure that the creases are pressed down firmly.

You have made the corner of a square which is a right angle. A right angle is 90 degrees ( $90^\circ$ ).



**For each shape, circle the corners that are right angles. Write the number of right angles inside each shape.**

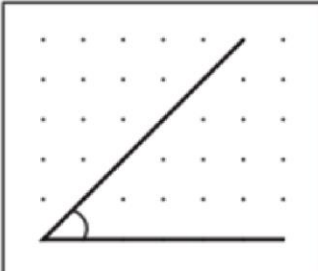



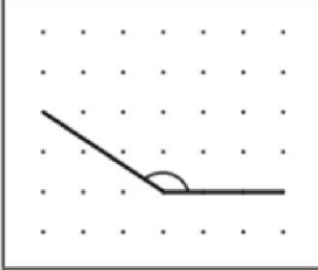



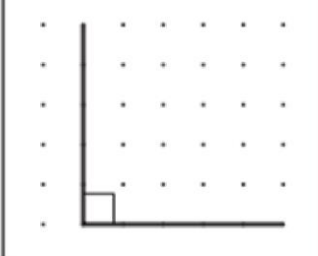





Find some right angles in your house and list them here:

---

---

For this activity you will need a ruler and a sharp pencil. Follow the directions for each angle.

|   |                                                                                    | Copy the angle                                                                     | Draw a smaller angle                                                                | Draw a larger angle                                                                  |
|---|------------------------------------------------------------------------------------|------------------------------------------------------------------------------------|-------------------------------------------------------------------------------------|--------------------------------------------------------------------------------------|
| a |   |   |   |   |
| b |   |   |   |   |
| c |  |  |  |  |